


# America's Hospitals: Improving Quality and Safety

The Joint Commission's Annual Report  
2015




*Top Performer on  
Key Quality Measures®*



# Table of Contents

Letter from The Joint Commission President and CEO.....	3
Executive Summary.....	4-8
Graph 1: Percent of hospitals with overall accountability composite greater than 95 percent.....	8
The <i>Top Performer on Key Quality Measures</i> <sup>®</sup> program.....	9-10
Accountability Measures Summary .....	11-12
Table 1: Measure set composite results for accountability measures.....	11
Table 2: Percentage of hospitals achieving composite rates greater than 95 percent for accountability measure sets.....	12
National Performance Summary .....	13-24
Table 3: Heart attack care measure results .....	13
Table 4: Heart failure care measure results .....	14
Table 5: Pneumonia care measure results .....	14
Table 6: Surgical care measure results.....	15
Table 7: Children’s asthma care measure results .....	16
Table 8: Inpatient psychiatric services measure results.....	17
Table 9: Inpatient psychiatric services ratio measure results.....	18-19
Table 10: Venous thromboembolism (VTE) care measure results.....	20
Table 11: Stroke care measure results .....	20
Table 12: Perinatal care measure results.....	21
Table 13: Immunization measure results .....	21
Table 14: Tobacco treatment measure results.....	22
Table 15: Substance use measure results.....	22
Table 16: Percentage of hospitals achieving 95 percent or greater performance .....	23-24
Understanding the Quality of Care Measures.....	25-29
Glossary .....	30-33
Appendix.....	34-40
Appendix 1: Short and original measure names .....	34-35
Appendix 2: 2014 accountability measures.....	36
Appendix 3: 2014 core measures being tested or evaluated against accountability measure criteria .....	37
Appendix 4: Timeline for development of <i>America’s Hospitals: Improving Quality and Safety</i> annual report .....	38
Appendix 5: Number of hospitals that submit accountability measure data and number of <i>Top Performer</i> hospitals for each state .....	39-40
List of 2014 <i>Top Performer on Key Quality Measures</i> <sup>®</sup> hospitals.....	41-67
List of 2014 <i>Top Performer on Key Quality Measures</i> <sup>®</sup> hospitals exceeding measure requirements.....	68
List of <i>Top Performer on Key Quality Measures</i> <sup>®</sup> hospitals named as <i>Top Performers</i> for all five years of the program ...	69-72

# Letter from The Joint Commission President and CEO



Continual quality improvement in America's hospitals requires the reliable use of an ever-expanding number of evidence-based interventions. This year, The Joint Commission is pleased to present further evidence of broadened quality improvement in *America's Hospitals: Improving Quality and Safety – The Joint Commission's Annual Report 2015*.

This year's report summarizes performance data collected during 2014 on 49 accountability measures of care in 12 measure sets – the most diverse set of data ever collected from American hospitals by The Joint Commission for this report. This year, seven new accountability measures were added, including six measures within two new measure sets relating to tobacco treatment and substance use, and an additional measure for the inpatient psychiatric services measure set. In addition, The Joint Commission increased from four to six the required number of selected core measure sets for which acute care hospitals must submit data. The additional measures, measure sets and reporting requirements set a higher bar and slightly reduced the number of Joint Commission-accredited hospitals achieving *Top Performer* status, as well as those achieving composite accountability measure performance greater than 95 percent in 2014.

Nearly one-third of Joint Commission-accredited hospitals – 31.5 percent – responded to the quality improvement challenge by earning recognition by the *Top Performer on Key Quality Measures*<sup>®</sup> program. These 1,043 hospitals represent rural and urban locations, all U.S. regions, and all sizes and types of hospitals. The *Top Performer* hospitals are highlighted at [www.jointcommission.org](http://www.jointcommission.org) and on The Joint Commission's Quality Check<sup>®</sup> website – [www.qualitycheck.org](http://www.qualitycheck.org).

These *Top Performer* hospitals – and many others on track to reach this recognition in the future – are demonstrating the relationship between evidence-based treatments and better health outcomes. To emphasize the importance of delivering these treatments and measuring how consistently they are delivered, The Joint Commission has published this report for the past 13 years. For the fourth year, we have highlighted the *Top Performer* hospitals with exemplary quality performance results.

Within the group of 1,043 *Top Performer* hospitals, 23 hospitals exceeded expectations by collecting and reporting data on seven or more core measure sets in 2014 and achieving *Top Performer* thresholds on all of those sets. These hospitals deserve special congratulations for their initiative.

The *Top Performer* program is popular with Joint Commission-accredited hospitals, especially those whose success and hard work have been recognized through the program. However, due to the evolving national performance measure environment – particularly within the Centers for Medicare & Medicaid Services (CMS) – we have decided to place the current *Top Performer* program in hiatus for a year to be reevaluated. While we won't be recognizing *Top Performer* hospitals in the fall of 2016, I am confident that hospitals will continue to improve, and that in 2017, we will return with a refreshed program that will better fit the evolving national measure environment while supporting *Top Performers* and hospitals on track to achieving this recognition. You can read more about the *Top Performer* program hiatus in the *Top Performer on Key Quality Measures*<sup>®</sup> program section of this report.

Led by this year's *Top Performers*, Joint Commission-accredited hospitals have achieved tremendous improvement and reliability on many of the measures reported on over the past five years, as demonstrated by the results summarized in this report's national performance tables. On the newer measures, improvement has begun. Within the next five years, quality performance will become more reliable on these measures as well, thanks to the commitment of Joint Commission-accredited hospitals.

The Joint Commission recognizes the hard work of quality improvement and appreciates what all hospitals have been able to accomplish. We will continue to serve as a source of information and encouragement as hospitals strive to provide the best care possible to each and every patient.

Sincerely,

A handwritten signature in black ink that reads "Mark R. Chassin". The signature is fluid and cursive, with the first name "Mark" being the most prominent.

Mark R. Chassin, MD, FACP, MPP, MPH  
President and Chief Executive Officer  
The Joint Commission

# Executive Summary

*America's Hospitals: Improving Quality and Safety – The Joint Commission's Annual Report 2015* recognizes hospitals for exemplary performance in providing evidence-based interventions in the right way and at the right time. Achieving excellent quality performance on an expanded number of measures, 1,043 hospitals achieved the outstanding accountability measure performance required to be included in the *Top Performer on Key Quality Measures*<sup>®</sup> program for 2015 (using 2014 data).

These *Top Performer* hospitals represent 31.5 percent of all Joint Commission-accredited hospitals reporting accountability measure performance data for 2014, and include general, critical access, children's, psychiatric, and surgical and cardiac specialty hospitals.

An accountability measure is a quality measure that meets four criteria designed to identify measures that produce the greatest positive impact on patient outcomes when hospitals demonstrate improvement. (For more information, see accountability process measure in the Glossary, and Appendices 2 and 3.)

This report summarizes the performance of all Joint Commission-accredited hospitals on 49 accountability measures (see Appendix 2) of evidence-based care processes closely linked to positive patient outcomes. New accountability measure sets for tobacco treatment and substance use are included in the report for the first time this year, as well as one test measure that was made an accountability measure within the inpatient psychiatric services measure set. This report continues to include previously introduced accountability measures for heart attack care, heart failure care, pneumonia care, surgical care, children's asthma care, inpatient psychiatric services, venous thromboembolism (VTE) care, stroke care, perinatal care and immunization.

This year's overall composite accountability measure performance of 97.2 percent is a 15.4 percentage point improvement over 2002, when this overall performance first began to be measured, and a 1.6 percentage point improvement over 2010. Improvements on individual measures since 2010 have ranged from small fractions of a percentage point to 38.7 percentage points. Relatively small percentage-point improvements in measures for which performance is already strong can often require as much or even more diligence than large percentage-point improvements where much room for improvement exists. All improvements are important and contribute to better care for patients.

While the data show impressive gains in hospital quality performance, improvements can still be made. Some hospitals perform better than others in treating particular conditions. Quality and safety results for specific hospitals can be found at [www.qualitycheck.org](http://www.qualitycheck.org).

More than 3,300 Joint Commission-accredited hospitals contributed data. See the Glossary for definitions.

## What's new this year

- The *Top Performer on Key Quality Measures*<sup>®</sup> program recognized 1,043 Joint Commission-accredited hospitals achieving excellence in accountability measure performance. For the first time, acute care hospitals were required to meet program criteria in six sets – an increase from four sets.
- A group of 23 *Top Performer* hospitals exceeded expectations by collecting and reporting data on seven or more core measure sets – more than the required number of six sets – and achieving *Top Performer* thresholds on all of those sets.
- Two new measure sets – tobacco treatment and substance use – were added. Both new measure sets consist of three accountability measures and were used in the calculation of the composite accountability measures.
- Formerly a test measure, admissions screening in the inpatient psychiatric services measure set is now an accountability measure and was included in the calculation of the composite accountability measures.



# Executive Summary (Cont'd)

## Key Findings

**1. Nearly one-third of Joint Commission-accredited hospitals – 1,043 – achieved the 2015 *Top Performer on Key Quality Measures*<sup>®</sup> recognition. These hospitals represent 31.5 percent of all Joint Commission-accredited hospitals reporting accountability measure performance data for 2014. There is at least one *Top Performer* hospital in each state.**

This year's *Top Performer* acute care hospitals achieved distinction by meeting performance criteria in at least six measure sets – an increase from the four required last year. *Top Performer* specialty care hospitals, such as psychiatric or pediatric hospitals – met performance criteria in a smaller number of measure sets. To be a *Top Performer*, a hospital must: 1) achieve cumulative performance of 95 percent or above across all reported accountability measures; 2) achieve performance of 95 percent or above on each and every reported accountability measure with at least 30 denominator cases; and 3) have at least one core measure set with a composite rate of 95 percent or above and, within that measure set, achieve a performance rate of 95 percent or above on all applicable individual accountability measures. See the specific [eligibility criteria](#).

A 95 percent score means a hospital provided an evidence-based practice 95 times out of every 100 opportunities to provide the practice. Each accountability measure represents an evidence-based practice – for example, giving aspirin at arrival for heart attack patients, giving antibiotics one hour before surgery, and providing a home management plan for children with asthma.

**2. Of the 1,043 *Top Performer* hospitals, 650 achieved the distinction for the past two years in a row, 435 for the past three consecutive years, 221 for the past four years, and 117 for the past five consecutive years.**

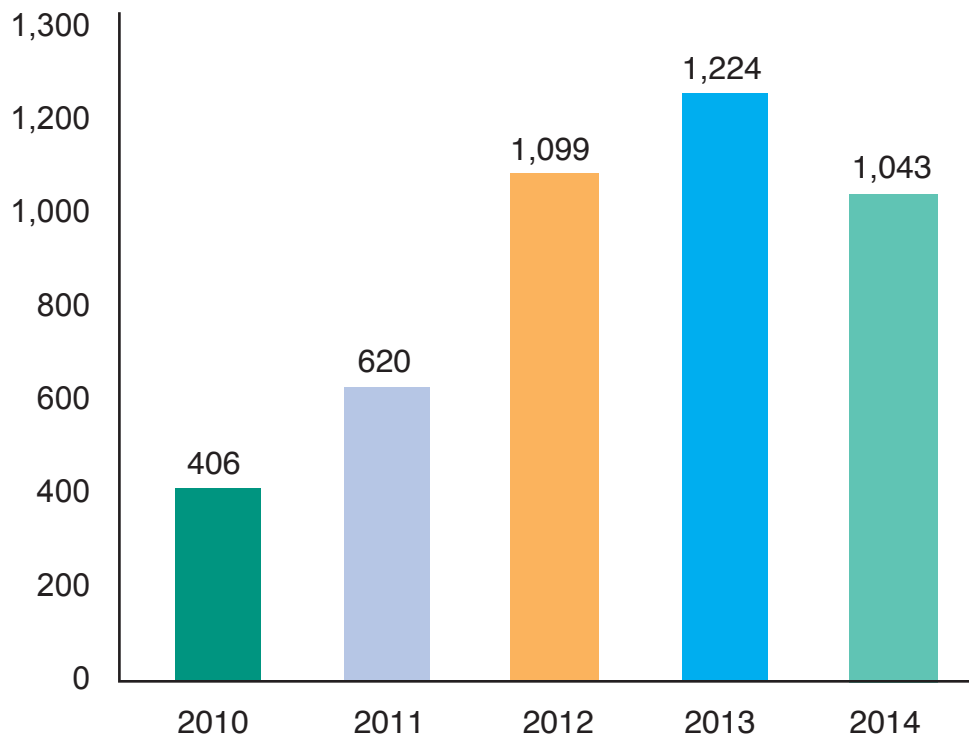
In addition to the 1,043 hospitals achieving *Top Performer* status, another 665 hospitals (20.1 percent) fell slightly short by missing 95 percent performance on only one measure. These 665 hospitals are “on track” to potentially achieve *Top Performer* status in the future – making more than half of Joint Commission-accredited hospitals *Top Performer* hospitals or on track to become one soon. In last year's report, there were 718 on-track hospitals; this year, 204, or 28.5 percent, of those on-track hospitals attained *Top Performer* status.

**3. A group of 23 *Top Performer* hospitals exceeded 2014 expectations by collecting and reporting data on seven or more core measure sets – more than the required number of six – and achieving *Top Performer* thresholds on all of those sets.** To encourage further quality improvement, The Joint Commission has increased the number of measure sets for which acute care hospitals must collect and report data from four to six.

**4. Quality improvement at hospitals is supported by numerous efforts of The Joint Commission**, including accreditation itself, the accountability measures, and the structured and audited data process. In addition, to help accredited hospitals improve core measure performance – and perhaps achieve *Top Performer* status – The Joint Commission provides an online Core Measure Solution Exchange<sup>®</sup>, available through the Joint Commission Connect extranet. This exchange promotes the sharing of success stories among hospitals. To date, 262 core measure solutions have been posted by hospitals that have dramatically improved and sustained their performance. Hospitals are encouraged to post to the exchange solutions their peers would find useful.

# Executive Summary (Cont'd)

**Top Performer hospitals  
2010-2014**



**5. Hospital performance on accountability measures has improved significantly over time, greatly enhancing the quality of care provided in Joint Commission-accredited hospitals** to heart attack, pneumonia, surgical care, children’s asthma care, inpatient psychiatric, venous thromboembolism (VTE), stroke, immunization and perinatal patients, according to composite accountability measure results.

The Joint Commission illustrates improvement with a “composite” result, which sums up the results of all individual accountability measures into a single summary score. In 2014, Joint Commission-accredited hospitals achieved 97.2 percent composite accountability measure performance on 23.9 million opportunities to perform care processes closely linked to positive patient outcomes – an improvement of 1.6 percentage points since 2010 and 15.4 percentage points since 2002, when hospitals achieved 81.8 percent composite performance on 957,000 opportunities.

The 2014 overall composite includes 47 of the 49 accountability measures. For more information, see Appendix 2 or the applicable table in the National Performance Summary section of this report.

Composite accountability measures for heart attack and pneumonia care have been compiled since 2002, surgical care since 2005, children’s asthma care since 2008, inpatient psychiatric services since 2009, venous thromboembolism (VTE) and stroke care since 2010, and perinatal care since 2013. Measures for tobacco treatment and substance use were compiled for the first time in 2014. For more information about accountability composite results versus composite results, see “Note on Calculations and Methodology” on Page 28.

# Executive Summary (Cont'd)

*Note: The composites for each year are calculated on measures active for the year; active measures can change from year to year. There is no accountability composite for heart failure care or for immunization since there is only one accountability measure in each set. A composite must have at least two measures. However, the overall accountability composite results (see graph 1) include the heart failure and immunization measures.*

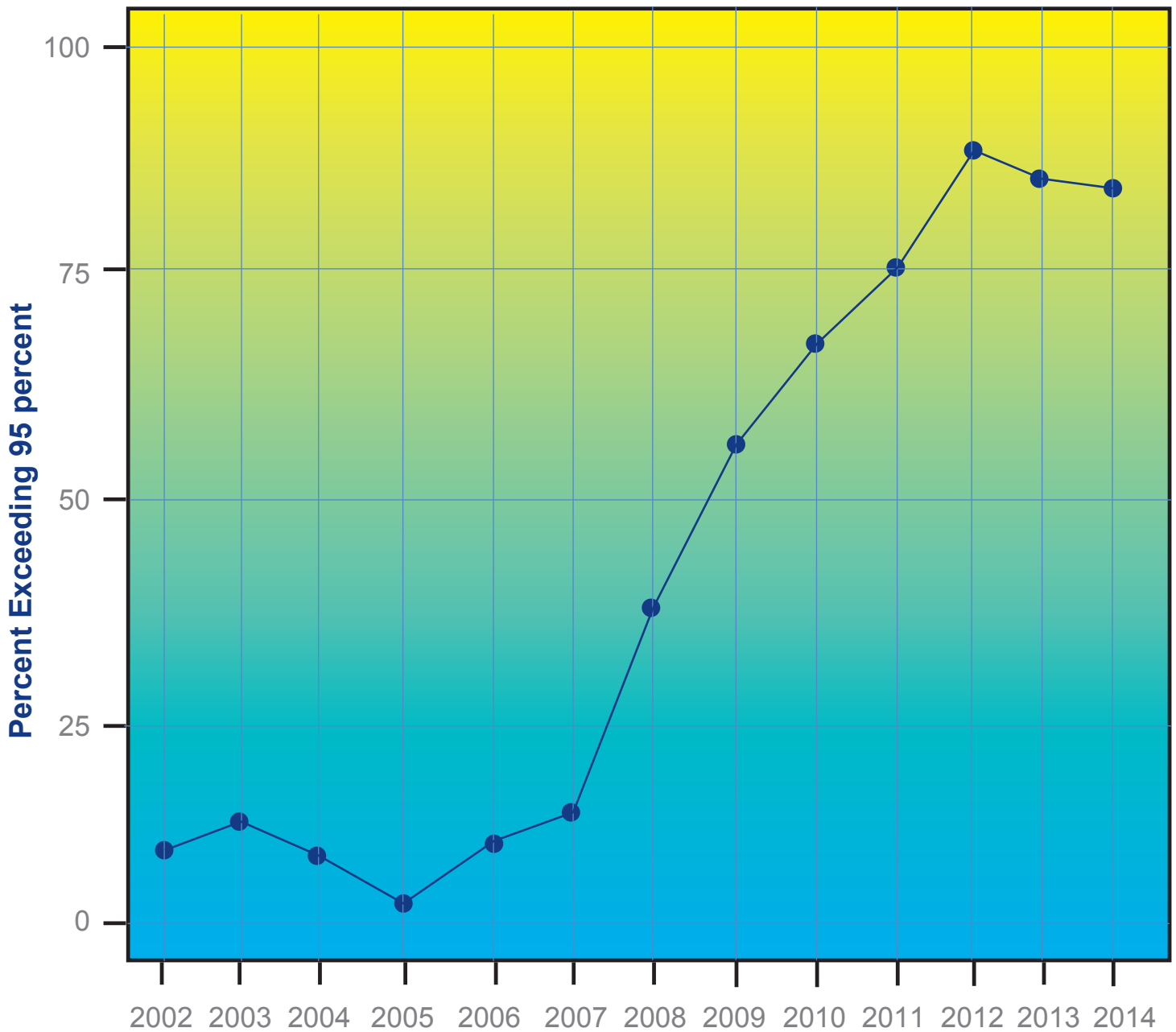
**See the tables in the National Performance Summary section of this report for the list of measures included in the composite results for each measure set.**

- **The 2014 heart attack care result is 99.1 percent**, up from 98.4 percent in 2010 – an improvement of 0.7 percentage points. A 99.1 percent score means that hospitals provided an evidence-based heart attack treatment 991 times for every 1,000 opportunities to do so.
- **The 2014 pneumonia care result is 97.3 percent**, up from 95.2 percent in 2010 – an improvement of 2.1 percentage points.
- **The 2014 surgical care result is 99.1 percent**, up from 96.4 percent in 2010 – an improvement of 2.7 percentage points.
- **The 2014 children’s asthma care result is 96.9 percent**, up from 92.4 percent in 2010 – an improvement of 4.5 percentage points.
- **The 2014 inpatient psychiatric services result is 89.9 percent**, up from 88.1 percent in 2010 – an improvement of 1.8 percentage points.
- **The 2014 venous thromboembolism (VTE) care result is 94.6 percent**, up from 82.7 when measurement began in 2010 – an improvement of 11.9 percentage points.
- **The 2014 stroke care result is 97.7 percent, up from 92.7 percent** when measurement began in 2010 – an improvement of 5.0 percentage points.
- **The 2014 perinatal care result is 96.3 percent**, up from 74.1 percent when formal measurement began in 2013 – an improvement of 22.2 percentage points. Prior to 2013, the perinatal care measures were test measures.
- **The 2014 tobacco treatment result is 75.8 percent.** This is the first year this measure set has been compiled.
- **The 2014 substance use result is 58.2 percent.** This is the first year this measure set has been compiled.

**6. The percentage of Joint Commission-accredited hospitals achieving composite accountability measure performance greater than 95 percent in 2014 was 80.3 percent, down from 81.1 percent in 2013.** This decline is primarily due to the addition of the tobacco treatment (9.7 percent achieving 95 percent) and substance use (3.2 percent achieving 95 percent) measure sets. There is much room for improvement on the measures in these sets. Other measure sets with composite performance below the overall composite rate are inpatient psychiatric services (43.7 percent), VTE care (63.1 percent), perinatal care (73.4 percent), and children’s asthma care (78.5 percent). In 2010, only 65.3 percent of Joint Commission-accredited hospitals achieved 95 percent performance on measures in five sets – heart attack care, pneumonia care, surgical care, children’s asthma care, and inpatient psychiatric services. The result of 80.3 percent of hospitals achieving composite measure performance greater than 95 percent is different than the 97.2 percent overall accountability composite measure performance. The first result measures the *percent of hospitals* achieving overall composite performance greater than 95 percent. The second result identifies the rate at which evidence-based core measure practice is provided – *combined over all hospitals* – for every 100 opportunities to do so.

# Executive Summary (Cont'd)

**Graph 1: Percent of hospitals with overall accountability composite greater than 95 percent**



Since implementation in 2002, the average number of hospitals reporting data was 3,254, and ranged from 3,073 to 3,419.



# The *Top Performer on Key Quality Measures*<sup>®</sup> program

The *Top Performer on Key Quality Measures*<sup>®</sup> program recognizes Joint Commission-accredited hospitals that attain and sustain excellence in accountability measure performance. This annual recognition program has occurred in the fall of each year and has coincided with the publication of *America's Hospitals: Improving Quality and Safety – The Joint Commission's Annual Report*.

There are 1,043 hospitals being recognized for 2014 performance, representing 31.5 percent of all Joint Commission-accredited hospitals reporting accountability measure performance data for 2014. Of the 1,043 *Top Performer* hospitals, 650 achieved the distinction for the past two years in a row, 435 for the past three consecutive years, 221 for the past four consecutive years, and 117 for the past five consecutive years. Each year, the percentage of *Top Performer* hospitals has varied. (Most Joint Commission-accredited hospitals are required to report performance measure data to The Joint Commission while many critical access hospitals voluntarily report these data.)

## LIST OF 2014 *TOP PERFORMER* HOSPITALS

See pages 41-72 for this year's list of *Top Performer on Key Quality Measures*<sup>®</sup> hospitals, including hospitals that exceed measure requirements (page 68) and hospitals named as *Top Performers* for all five years of the program (page 69-72).

### How *Top Performer* hospitals are determined

Recognition in The Joint Commission's *Top Performer on Key Quality Measures*<sup>®</sup> program is based on an aggregation of accountability measure data reported to The Joint Commission during the previous calendar year. This year's program results are based on data that were reported for 2014. A recognized hospital must meet three performance criteria based on accountability data: 1) achieve cumulative performance of 95 percent or above across all reported accountability measures; 2) achieve performance of 95 percent or above on each and every reported accountability measure where there are at least 30 denominator cases; and 3) have at least one core measure set that has a composite rate of 95 percent or above and, within that measure set, have a performance rate of 95 percent or above on all applicable individual accountability measures. See the specific [eligibility criteria](#).

### Why the *Top Performer* program was developed

The *Top Performer on Key Quality Measures*<sup>®</sup> program is designed to inspire better performance on accountability measures and to serve as an incentive for all hospitals to improve and provide the best care possible. The program also provides an opportunity for recognized hospitals to celebrate their achievement of excellence in accountability measure performance. The *Top Performer on Key Quality Measures*<sup>®</sup> program is consistent with pay-for-performance trends being enacted by federal and state government and many private payers. In addition, the program is a way to provide transparency to the public in the reporting of performance at the hospitals where they receive care.

Since 2002, hospitals have been reporting data to The Joint Commission and have continuously shown improvement in performance on core measures. Most hospitals not recognized among the 1,043 *Top Performer* hospitals are performing well on accountability measures but have room for improvement. For example, 665 hospitals (20.1 percent) narrowly missed *Top Performer* recognition by having sub-95 percent performance on only one measure. To assist hospitals in improving their accountability measure performance, The Joint Commission provides the Core Measure Solution Exchange<sup>®</sup>, available on The Joint Commission's secure extranet site, Joint Commission Connect<sup>™</sup>.

# The *Top Performer on Key Quality Measures*<sup>®</sup> program

To date, 262 core measure solutions have been posted on the Core Measure Solution Exchange<sup>®</sup>. Each solution provides a description of the steps to success that individual hospitals have used to reach and sustain high performance levels on a broad range of core measures. The Core Measure Solution Exchange<sup>®</sup> is intended to serve as a resource for accredited hospitals seeking to improve their performance – and perhaps en route to achieving *Top Performer* status.



## Number of *Top Performer* hospitals by state

This report's Appendix 5 includes a table that shows the number of Joint Commission-accredited hospitals within each state (and the District of Columbia, Puerto Rico and Department of Defense international locations) that have achieved *Top Performer* status at least once since 2012. The table also shows the number of Joint Commission-accredited hospitals within each state that submit data to The Joint Commission and, therefore, are eligible to become *Top Performer* recognized hospitals.

## *Top Performer* program to take 2016 off for reevaluation

The Joint Commission's *Top Performer* program will take a hiatus for 2016 in order to reevaluate the program to better fit the evolving national measure environment. The last two years have seen many changes in performance measurement. The Centers for Medicare & Medicaid Services (CMS) has made significant changes to the performance measures in the Hospital Inpatient Quality Reporting program, including retiring a number of chart-based measures. The Joint Commission made many of these same changes to maintain alignment with CMS, and introduced the flexible reporting option in 2015 to respond to customers' requests that they be allowed to choose which measure sets to report. The flexible reporting option also allows hospitals to begin reporting electronic clinical quality measures (eCQMs). The push for eCQMs will accelerate in 2016 when CMS will implement a requirement for hospitals to report at least four eCQMs.

The *Top Performer* program has utilized the results of a fixed set of designated accountability chart-based performance measures to compare performance and determine *Top Performer* hospitals. But now, the retirement of some accountability measures, the heterogeneity of measure sets reported by hospitals, and the fact that performance rates for eCQMs may not be equivalent to performance rates on chart-based measures make it very difficult to compare hospitals and identify *Top Performers*.

The Joint Commission plans to provide a program that continues to support its *Top Performers*, as well as those hospitals moving toward becoming a *Top Performer*. Key components of 2016 programming will include: recognition categories; education opportunities; an annual report; and a strong focus on partnering with hospitals to provide the highest level of quality care for patients and their families. During the hiatus year, the ORYX flexible reporting options will remain in place, and hospitals will continue to collect and submit data. The Joint Commission remains committed to measures that meet our accountability criteria, which greatly increase the likelihood that patient outcomes will improve if hospitals achieve increased performance on the measures we include in the *Top Performer* program.

# Accountability Measures Summary

Accountability measures are evidence-based care processes closely linked to positive patient outcomes. These measures are most suitable for use in programs that hold providers accountable for their performance to external oversight entities and to the public.

Composite measures combine the results of related measures into a single percentage rating calculated by adding up the number of times recommended evidence-based care was provided to patients (measure numerator) and dividing this sum by the total number of opportunities to provide this care (measure denominator).

**Composite for accountability measures:** The 2014 overall accountability composite calculation is derived from a total of 47 accountability measures: measures from 12 sets (heart attack care, heart failure care, pneumonia care, surgical care, children’s asthma care, inpatient psychiatric services, venous thromboembolism (VTE) care, stroke care, immunization, perinatal care, tobacco treatment, and substance use). Two ratio measures from the inpatient psychiatric services set are not included in the overall accountability composite. There are no heart failure care or immunization measure set composites because a measure set composite must have at least two measures and both of these measure sets are comprised of only one accountability measure. For more information, see “Note on Calculations and Methodology” on Page 28.

The overall 2014 composite calculation corresponds to the fourth quarter 2014 data on the ORYX Performance Measure Report (PMR).

See Glossary for definitions.

**Table 1: Measure set composite results for accountability measures**

Accountability composite measure sets	2010	2011	2012	2013	2014
Heart attack care composite	98.4%	98.5%	98.8%	99.0%	99.1%
Pneumonia care composite	95.2%	96.2%	97.4%	97.6%	97.3%
Surgical care composite	96.4%	97.6%	98.3%	98.7%	99.1%
Children’s asthma care composite	92.4%	94.7%	95.5%	96.2%	96.9%
Inpatient psychiatric services composite	88.1%	87.3%	89.7%	90.3%	89.9%
Venous thromboembolism (VTE) care composite	82.7%	89.9%	91.0%	92.9%	94.6%
Stroke care composite	92.7%	94.9%	96.2%	97.0%	97.7%
Perinatal care composite	N/A	N/A	N/A	74.1%	96.3%
Tobacco treatment	N/A	N/A	N/A	N/A	75.8%
Substance use	N/A	N/A	N/A	N/A	58.2%
Overall	95.6%	96.6%	97.6%	97.6%	97.2%

# Accountability Measures Summary (Cont'd)

**Table 2: Percentage of hospitals achieving composite rates greater than 95 percent for accountability measure sets**

*Note: The number of accountability measures used in the overall composite rate varies each year.*

Accountability composite measure sets	2010	2011	2012	2013	2014
Heart attack care composite	87.9%	86.7%	89.2%	91.9%	93.1%
Pneumonia care composite	60.8%	70.6%	85.3%	85.7%	83.9%
Surgical care composite	71.4%	86.5%	91.6%	94.6%	96.6%
Children's asthma care composite	46.7%	51.0%	63.6%	73.4%	78.5%
Inpatient psychiatric services composite	28.2%	22.9%	51.4%	41.9%	43.7%
Venous thromboembolism (VTE) care composite	5.5%	25.8%	45.5%	50.7%	63.1%
Stroke care composite	35.9%	55.4%	68.1%	78.4%	81.7%
Perinatal care composite	N/A	N/A	N/A	5.6%	73.4%
Tobacco treatment composite	N/A	N/A	N/A	N/A	9.7%
Substance use composite	N/A	N/A	N/A	N/A	3.2%
Overall	65.3%	74.6%	83.0%	81.1%	80.3%

Since implementation in 2002, the average number of hospitals reporting data was 3,254 and ranged from 3,073 to 3,419.

# National Performance Summary

Results are determined by the number of times the hospital met the measure (such as giving aspirin at arrival for heart attack patients) divided by the number of opportunities (eligible patients for the measure) the hospital had during the year. Results are expressed as a percentage.

All improvements or decreases in performance are statistically significant. Many of the smaller percentage improvements occurred within large patient populations, meaning that significantly more patients received a treatment. In some cases, performance was already quite high and there was less room for improvement.

Composite measures combine the results of all individual process measures on a similar medical condition into a single percentage rating calculated by adding up the number of times recommended evidence-based care was provided to patients and dividing this sum by the total number of opportunities to provide this care.

**Composite for all measures:** The composite for all measures calculation is derived from the accountability measures for each measure set. These composite results have historically been provided in previous annual reports, allowing them to be tracked from year to year. Any exclusions to the composite are noted with the tables.

See Glossary for definitions.

**Table 3: Heart attack care measure results**

Performance measure	2010	2011	2012	2013	2014	2010-2014 difference (percentage points)
<i>Heart attack care composite</i>	98.4%	98.5%	98.8%	99.0%	99.1%	0.7%
Aspirin at arrival	98.9%	99.2%	99.3%	99.4%	99.5%	0.6%
Aspirin at discharge	98.8%	99.1%	99.3%	99.3%	99.4%	0.6%
ACEI or ARB at discharge	96.6%	97.5%	97.8%	98.1%	98.2%	1.6%
Beta-blocker at discharge	98.6%	99.0%	99.2%	99.2%	99.2%	0.6%
Fibrinolytic therapy within 30 minutes	60.5%	60.2%	65.4%	60.3%	60.0%	-0.5%
PCI therapy within 90 minutes	91.2%	93.7%	95.1%	96.0%	96.0%	4.8%
Statin prescribed at discharge	N/A	97.5%	98.3%	98.6%	98.8%	1.3%

Since implementation in 2002, the average number of hospitals reporting data was 2,374 and ranged from 1,576 to 2,788.



# National Performance Summary (Cont'd)

**Table 4: Heart failure care measure results**

Performance measure	2010	2011	2012	2013	2014	2010-2014 difference (percentage points)
<i>Heart failure care</i>						
ACEI or ARB at discharge	95.5%	96.6%	97.1%	97.4%	97.5%	2.0%

Since implementation in 2002, the average number of hospitals reporting data was 2,615 and ranged from 2,062 to 3,012.

**Table 5: Pneumonia care measure results**

*Note: The composites for 2010 included two additional measures: influenza vaccination and pneumococcal vaccination. These two measures were pulled from the pneumonia care measure set to create the new immunization measure set. The pneumococcal vaccination measure was temporarily inactivated effective with Jan. 1, 2014 discharges.*

*The antibiotics to ICU patients measure was temporarily inactivated for calendar year 2012 due to an algorithm error; it was reactivated, effective with Jan. 1, 2013 discharges. The blood cultures in ED measure is not included in this year's results because it was retired effective with Jan. 1, 2014 discharges.*

Performance measure	2010	2011	2012	2013	2014	2010-2014 difference (percentage points)
<i>Pneumonia care composite</i>	95.2%	96.2%	97.4%	97.6%	97.3%	2.1%
Blood cultures in ICU	96.9%	97.7%	98.2%	98.4%	98.4%	1.5%
Antibiotics to non-ICU patients	95.2%	96.1%	96.5%	97.0%	97.4%	2.2%
Antibiotics to ICU patients	77.2%	89.2%	N/A	92.8%	93.8%	16.6%

Since implementation in 2002, the average number of hospitals reporting data was 2,742 and ranged from 1,935 to 2,962.

# National Performance Summary (Cont'd)

**Table 6: Surgical care measure results**

The overall measure and rates are indicated in **bold**; the stratified measures (by specific surgical procedures) are indicated in regular type. The first three measures listed (antibiotics within one hour before the first surgical cut, appropriate prophylactic antibiotics, and stopping antibiotics within 24 hours) report rates on seven specific surgical procedures, as well as the overall measure rate.

*Note: One accountability measure – cardiac patients with controlled postoperative blood glucose – was temporarily inactivated in 2014 and is no longer listed.*

Performance measure	2010	2011	2012	2013	2014	2010-2014 difference (percentage points)
<b>Surgical care composite</b>	<b>96.4%</b>	<b>97.6%</b>	<b>98.3%</b>	<b>98.7%</b>	<b>99.1%</b>	<b>2.7%</b>
<b>Antibiotics within one hour before the first surgical cut</b>	<b>97.4%</b>	<b>98.2%</b>	<b>98.6%</b>	<b>98.9%</b>	<b>99.0%</b>	<b>1.6%</b>
For CABG surgery	97.8%	98.4%	98.9%	98.9%	99.2%	1.4%
For cardiac surgery (other than CABG)	97.6%	98.4%	98.8%	98.9%	99.2%	1.6%
For colon surgery	94.7%	96.5%	97.2%	97.9%	97.9%	3.2%
For hip joint replacement surgery	97.5%	98.2%	98.7%	99.0%	99.1%	1.6%
For hysterectomy surgery	97.5%	98.3%	98.6%	98.8%	98.9%	1.4%
For knee joint replacement surgery	98.0%	98.6%	99.0%	99.2%	99.3%	1.3%
For vascular surgery	96.0%	96.9%	97.6%	97.9%	98.2%	2.2%
<b>Appropriate prophylactic antibiotics</b>	<b>97.8%</b>	<b>98.5%</b>	<b>98.9%</b>	<b>99.2%</b>	<b>98.7%</b>	<b>0.9%</b>
For CABG surgery	99.6%	99.7%	99.8%	99.9%	99.6%	0.0%
For cardiac surgery (other than CABG)	99.8%	99.8%	99.9%	99.9%	99.7%	-0.1%
For colon surgery	91.4%	93.2%	94.9%	96.0%	94.2%	2.8%
For hip joint replacement surgery	99.5%	99.6%	99.7%	99.7%	99.3%	-0.2%
For hysterectomy surgery	94.5%	96.3%	97.3%	97.9%	97.6%	3.1%
For knee joint replacement surgery	99.5%	99.7%	99.7%	99.8%	99.5%	0.0%
For vascular surgery	98.2%	98.6%	99.0%	99.1%	98.8%	0.6%
<b>Stopping antibiotics within 24 hours</b>	<b>95.7%</b>	<b>97.0%</b>	<b>97.6%</b>	<b>98.2%</b>	<b>98.3%</b>	<b>2.6%</b>
For CABG surgery	97.1%	97.9%	98.4%	98.8%	99.0%	1.9%
For cardiac surgery (other than CABG)	96.5%	97.6%	98.2%	98.7%	98.8%	2.3%
For colon surgery	90.8%	93.6%	95.1%	96.3%	96.5%	5.7%
For hip joint replacement surgery	95.9%	97.2%	97.8%	98.3%	98.4%	2.5%
For hysterectomy surgery	96.3%	97.2%	97.7%	98.1%	98.2%	1.9%
For knee joint replacement surgery	96.7%	97.7%	98.1%	98.6%	98.7%	2.0%
For vascular surgery	91.9%	93.8%	95.3%	96.3%	96.4%	4.5%
<b>Patients with appropriate hair removal</b>	<b>99.7%</b>	<b>99.8%</b>	<b>99.9%</b>	<b>99.9%</b>	<b>99.9%</b>	<b>0.2%</b>
<b>Beta-blocker patients who received beta-blocker perioperatively</b>	<b>94.4%</b>	<b>96.4%</b>	<b>97.3%</b>	<b>98.1%</b>	<b>98.3%</b>	<b>3.9%</b>
<b>Receiving VTE medicine/treatment</b>	<b>93.7%</b>	<b>96.9%</b>	<b>97.9%</b>	<b>98.4%</b>	<b>99.8%</b>	<b>6.1%</b>
<b>Urinary catheter removed</b>	<b>91.3%</b>	<b>94.1%</b>	<b>96.3%</b>	<b>97.9%</b>	<b>98.4%</b>	<b>7.1%</b>

Since implementation in 2005, the average number of hospitals reporting data was 2,060 and ranged from 258 to 2,785.

# National Performance Summary (Cont'd)

**Table 7: Children's asthma care measure results**

The overall measure and rates are indicated in **bold**; the stratified measures (by specific age ranges of patients) are indicated in regular type.

Performance measure	2010	2011	2012	2013	2014	2010-2014 difference (percentage points)
<i>Children's asthma care composite</i>	<b>92.4%</b>	<b>94.7%</b>	<b>95.5%</b>	<b>96.2%</b>	<b>96.9%</b>	<b>4.5%</b>
<b>Relievers for inpatient asthma</b>	<b>100.0%</b>	<b>99.9%</b>	<b>100.0%</b>	<b>100.0%</b>	<b>100.0%</b>	<b>0.0%</b>
For age 2-4 years	100.0%	99.9%	100.0%	100.0%	100.0%	0.0%
For age 5-12 years	100.0%	100.0%	100.0%	100.0%	100.0%	0.0%
For age 13-17 years	99.9%	100.0%	99.9%	99.9%	100.0%	0.1%
<b>Systemic corticosteroids for inpatient asthma</b>	<b>99.6%</b>	<b>99.6%</b>	<b>99.7%</b>	<b>99.8%</b>	<b>99.8%</b>	<b>0.2%</b>
For age 2-4 years	99.6%	99.5%	99.6%	99.8%	99.7%	0.1%
For age 5-12 years	99.7%	99.7%	99.8%	99.8%	99.9%	0.2%
For age 13-17 years	99.4%	99.7%	99.6%	99.8%	99.7%	0.3%
<b>Home management plan of care</b>	<b>77.1%</b>	<b>84.3%</b>	<b>86.7%</b>	<b>88.9%</b>	<b>91.0%</b>	<b>13.9%</b>

Since implementation in 2008, the average number of hospitals reporting data was 174 and ranged from 110 to 231.

# National Performance Summary (Cont'd)

**Table 8: Inpatient psychiatric services measure results**

As in the other measure sets, high rates are preferred in this measure set for four of the measures. However, a lower score reflects better performance on the multiple antipsychotic medications measure, as well as on the two ratio measures included in Table 9. The overall measure and rates are indicated in **bold**; the stratified measures (by specific age ranges of patients) are indicated in regular type.

*Note: Admission screening became an accountability measure in 2014; it was a test measure in previous reports.*

Performance measure	2010	2011	2012	2013	2014	2010-2014 difference (percentage points)
<b><i>Inpatient psychiatric services composite</i></b>	<b>88.1%</b>	<b>87.3%</b>	<b>89.7%</b>	<b>90.3%</b>	<b>89.9%</b>	<b>1.8%</b>
<b>Admission screening</b>	<b>92.0%</b>	<b>93.5%</b>	<b>96.4%</b>	<b>96.7%</b>	<b>93.8%</b>	<b>1.7%</b>
For age 1-12 years	93.7%	96.9%	98.1%	98.1%	98.1%	4.5%
For age 13-17 years	94.3%	96.4%	98.2%	98.4%	98.0%	3.7%
For age 18-64 years	90.8%	92.0%	95.6%	96.1%	93.2%	2.4%
For age 65 and above	92.7%	94.1%	95.9%	95.3%	87.6%	-5.1%
<b>Multiple antipsychotic medications*</b>	<b>11.2%</b>	<b>11.6%</b>	<b>10.5%</b>	<b>10.1%</b>	<b>9.9%</b>	<b>-1.4%</b>
For age 1-12 years*	4.4%	3.3%	2.8%	2.2%	2.3%	-2.1%
For age 13-17 years*	5.7%	4.6%	3.8%	3.5%	3.3%	-2.4%
For age 18-64 years*	14.2%	14.5%	13.3%	12.9%	12.5%	-1.7%
For age 65 and above*	8.7%	9.8%	8.8%	8.9%	8.1%	-0.5%
<b>Justification for multiple antipsychotic medications</b>	<b>39.5%</b>	<b>38.8%</b>	<b>46.7%</b>	<b>52.7%</b>	<b>56.0%</b>	<b>16.5%</b>
For age 1-12 years	37.1%	49.1%	51.5%	57.5%	56.2%	19.1%
For age 13-17 years	33.9%	43.8%	46.5%	50.5%	52.2%	18.3%
For age 18-64 years	40.5%	38.5%	46.7%	53.7%	56.9%	16.4%
For age 65 and above	37.5%	35.8%	47.0%	46.3%	51.2%	13.7%
<b>Continuing care plan created</b>	<b>90.8%</b>	<b>92.2%</b>	<b>93.3%</b>	<b>94.4%</b>	<b>91.9%</b>	<b>1.1%</b>
For age 1-12 years	91.4%	92.3%	93.7%	95.1%	96.0%	4.6%
For age 13-17 years	91.5%	93.3%	94.3%	95.7%	95.2%	3.7%
For age 18-64 years	91.0%	92.2%	93.1%	94.4%	91.8%	0.8%
For age 65 and above	87.3%	90.1%	92.2%	90.9%	84.8%	-2.5%
<b>Continuing care plan transmitted</b>	<b>82.8%</b>	<b>83.5%</b>	<b>86.1%</b>	<b>88.3%</b>	<b>86.3%</b>	<b>3.6%</b>
For age 1-12 years	83.7%	82.9%	85.5%	89.6%	90.3%	6.6%
For age 13-17 years	82.8%	83.0%	85.5%	89.3%	89.6%	6.8%
For age 18-64 years	83.0%	83.8%	86.3%	88.3%	86.1%	3.1%
For age 65 and above	80.6%	82.8%	86.1%	85.5%	80.5%	-0.1%

Since implementation in 2009, the average number of hospitals reporting data was 438 and ranged from 244 to 652.

\*A lower score reflects better performance for this measure, so the negative percentage point difference is favorable.

■ This measure is not included in the calculations for the *Top Performer on Key Quality Measures*® program nor in the composite.

■ Test measure; not included in the composite.

# National Performance Summary (Cont'd)

**Table 9: Inpatient psychiatric services ratio measure results**

The following table includes a different kind of measure type – a ratio measure. A ratio tells how one number is related to another. For example, one can count a group of people and then refer to the ratio of men to women. This table contains two ratio measures: physical restraint hours per 1,000 patient hours and seclusion hours per 1,000 patient hours. In addition, these two measures are stratified by age groups 1-12 years, 13-17 years, 18-64 years, and age 65 and above. Lower ratios reflect better performance.

The overall measure and rates are indicated in **bold**; the stratified measures (by specific age ranges of patients) are indicated in regular type.

Performance measure	2010		
	Median	Maximum	Percent of hospitals with 0 hours
<i>Inpatient psychiatric services – ratio measures</i>			
Physical restraint (minutes per 1,000 patient hours)*	<b>0.09</b>	<b>5.29</b>	<b>5.8%</b>
For age 1-12 years	0.18	5.19	8.2%
For age 13-17 years	0.14	3.30	5.9%
For age 18-64 years	0.06	3.85	7.6%
For age 65 and above	0.00	23.14	49.3%
Seclusion (minutes per 1,000 patient hours)*	<b>0.06</b>	<b>10.06</b>	<b>16.8%</b>
For age 1-12 years	0.18	3.98	16.7%
For age 13-17 years	0.08	7.65	20.3%
For age 18-64 years	0.04	10.83	22.1%
For age 65 and above	0.00	9.75	76.0%

Performance measure	2011			2012		
	Median	Maximum	Percent of hospitals with 0 hours	Median	Maximum	Percent of hospitals with 0 hours
<i>Inpatient psychiatric services – ratio measures</i>						
Physical restraint (minutes per 1,000 patient hours)*	<b>0.09</b>	<b>4.46</b>	<b>7.4%</b>	<b>0.09</b>	<b>9.91</b>	<b>6.4%</b>
For age 1-12 years	0.17	5.72	8.4%	0.21	6.79	8.2%
For age 13-17 years	0.12	16.58	7.5%	0.09	7.03	6.9%
For age 18-64 years	0.06	4.84	9.6%	0.07	9.91	8.7%
For age 65 and above	0.00	8.50	44.8%	0.00	17.44	42.8%
Seclusion (minutes per 1,000 patient hours)*	<b>0.06</b>	<b>9.55</b>	<b>16.8%</b>	<b>0.05</b>	<b>15.34</b>	<b>15.1%</b>
For age 1-12 years	0.22	5.97	22.1%	0.23	6.34	22.0%
For age 13-17 years	0.08	4.43	22.5%	0.06	4.44	21.7%
For age 18-64 years	0.04	9.72	20.3%	0.04	15.84	19.0%
For age 65 and above	0.00	3.45	71.5%	0.00	2.93	72.1%



# National Performance Summary (Cont'd)

**Table 9: Inpatient psychiatric services ratio measure results (Cont'd)**

Performance measure	2013			2014		
	Median	Maximum	Percent of hospitals with 0 hours	Median	Maximum	Percent of hospitals with 0 hours
<i>Inpatient psychiatric services – ratio measures</i>						
Physical restraint (minutes per 1,000 patient hours)*	0.10	9.29	5.6%	0.08	17.09	8.0%
For age 1-12 years	0.17	3.85	9.5%	0.17	16.29	9.0%
For age 13-17 years	0.10	12.90	4.3%	0.10	11.57	4.4%
For age 18-64 years	0.07	11.09	7.7%	0.07	22.71	9.8%
For age 65 and above	0.00	7.88	44.7%	0.00	6.47	47.6%
Seclusion (minutes per 1,000 patient hours)*	0.05	11.30	17.3%	0.05	9.46	23.4%
For age 1-12 years	0.17	11.41	21.1%	0.16	46.08	27.4%
For age 13-17 years	0.06	14.20	18.8%	0.05	8.40	21.3%
For age 18-64 years	0.04	11.90	22.3%	0.03	9.95	28.1%
For age 65 and above	0.00	6.13	73.3%	0.00	11.96	69.1%

Since implementation in 2009, the average number of hospitals reporting data was 438 and ranged from 244 to 652.

\* A lower ratio is preferred for this measure; therefore, it is not included in the composite results.

# National Performance Summary (Cont'd)

**Table 10: Venous thromboembolism (VTE) care measure results**

Performance measure	2010	2011	2012	2013	2014	2010-2014 difference (percentage points)
<i>Venous thromboembolism (VTE) care composite</i>	82.7%	89.9%	91.0%	92.9%	94.6%	11.9%
VTE medicine/treatment	84.5%	89.7%	90.2%	92.2%	93.7%	9.2%
VTE medicine/treatment in ICU	89.5%	94.5%	94.6%	95.6%	96.6%	7.0%
VTE patients with overlap therapy	80.7%	96.3%	95.6%	96.3%	95.9%	15.2%
VTE patients with UFH monitoring	88.8%	97.4%	98.8%	98.1%	99.1%	10.4%
VTE warfarin discharge instructions	53.7%	73.6%	82.2%	85.9%	92.3%	38.7%
Incidence of potentially preventable VTE	13.3%	7.6%	4.2%	6.2%	4.6%	-8.7%

Since implementation in 2010, the average number of hospitals reporting data was 249 and ranged from 59 to 890.

■ Test measure; not included in the composite. Also, a lower score reflects better performance for this measure, so the negative percentage point difference is favorable.

**Table 11: Stroke care measure results**

Performance measure	2010	2011	2012	2013	2014	2010-2014 difference (percentage points)
<i>Stroke care composite</i>	92.7%	94.9%	96.2%	97.0%	97.7%	5.0%
Anticoagulation therapy for atrial fibrillation/flutter	94.2%	94.9%	95.6%	96.4%	97.3%	3.0%
Antithrombotic therapy by end of hospital day two	97.3%	97.8%	98.2%	98.5%	98.5%	1.2%
Assessed for rehabilitation	97.0%	97.6%	98.4%	98.6%	98.7%	1.8%
Discharged on antithrombotic therapy	98.7%	99.0%	99.1%	99.2%	99.4%	0.7%
Discharged on statin medication	92.8%	94.1%	95.5%	96.7%	97.3%	4.5%
Stroke education	82.1%	88.2%	91.6%	93.4%	94.7%	12.6%
Thrombolytic therapy	61.0%	68.3%	77.3%	79.1%	84.6%	23.6%
VTE medicine/treatment	88.1%	92.4%	94.2%	96.1%	97.3%	9.2%

Since implementation in 2010, the average number of hospitals reporting data was 382 and ranged from 105 to 1,278.

# National Performance Summary (Cont'd)

**Table 12: Perinatal care measure results**

As in the other measure sets, high rates are preferred in this measure set for two of the measures. However, a lower score reflects better performance on the Cesarean section, elective delivery, and newborn bloodstream infections measures.

*Note: The exclusive breast milk feeding considering mother's choice measure is no longer an accountability measure and is being retired effective with Oct. 1, 2015 discharges.*

Performance measure	2011	2012	2013	2014	2010-2014 difference (percentage points)
<i>Perinatal care composite</i>	53.2%	57.6%	74.1%	96.3%	43.1%
Antenatal steroids	73.6%	81.8%	89.7%	91.8%	18.2%
Cesarean section*	26.3%	26.3%	25.9%	26.8%	0.5%
Elective delivery*	13.6%	8.2%	4.3%	3.3%	-10.3%
Exclusive breast milk feeding**	46.2%	50.8%	53.6%	49.4%	3.3%
Newborn bloodstream infections*	N/A	N/A	2.5%	3.2%	0.7%

Since implementation in 2011, the average number of hospitals reporting data was 466 and ranged from 151 to 1,364.

\* For this measure, a decrease in the rate is desired, so a negative percentage point difference is favorable.

\*\* This measure was not included in the composite for 2014, because it is no longer an accountability measure.

■ This measure is an outcome measure and is not included in the composite. Only proportion process measures are included in the composite.

**Table 13: Immunization measure results**

Performance measure	2012	2013	2014	2012-2014 difference (percentage points)
<i>Immunization</i>				
Influenza immunization	86.2%	89.9%	95.2%	9.1%

Since implementation in 2012, the average number of hospitals reporting data was 391 and ranged from 78 to 958.

# National Performance Summary (Cont'd)

**Table 14: Tobacco treatment measure results**

Performance measure	2014
<i>Tobacco treatment composite</i>	75.8%
Tobacco use screening	94.1%
Tobacco use treatment provided or offered	51.2%
Tobacco use treatment provided or offered at discharge	36.4%

The number of hospitals reporting data was 68.

**Table 15: Substance use measure results**

Performance measure	2014
<i>Substance use composite</i>	58.2%
Alcohol use screening	58.2%
Alcohol use brief intervention provided or offered	48.2%
Alcohol and other drug use treatment provided or offered at discharge	62.6%

The number of hospitals reporting data was 130.

# National Performance Summary (Cont'd)

**Table 16: Percentage of hospitals achieving 95 percent or greater performance**

The following table shows percentage of hospitals achieving the annual targeted performance of 95 percent or more compliance on a measure. The last column is reported as percentage points – the difference on a percentage scale between two rates, in this case 2013 performance versus 2014 performance.

Performance measure	2012 High (percentage >95)	2013 High (percentage >95)	2014 High (percentage >95)	2013-2014 difference (percentage points)
Influenza immunization (Immunization)	16.9%	40.4%	70.3%	29.9%
Thrombolytic therapy (Stroke)	35.3%	25.0%	47.1%	22.1%
VTE warfarin discharge instructions (VTE)	30.4%	42.9%	59.5%	16.6%
Home management plan of care (Children's Asthma)	28.3%	30.2%	44.9%	14.8%
Antibiotics to ICU patients (Pneumonia)	N/A	56.5%	70.1%	13.6%
Elective delivery (Perinatal)*	47.8%	66.4%	77.1%	10.7%
Incidence of potentially preventable VTE (VTE)*	100.0%	57.1%	66.3%	9.2%
Receiving VTE medicine/treatment (Surgical Care)	85.3%	90.3%	99.0%	8.7%
VTE medicine/treatment (VTE)	47.4%	50.7%	59.2%	8.4%
VTE medicine/treatment (Stroke)	58.3%	74.4%	82.3%	8.0%
VTE medicine/treatment in ICU (VTE)	69.2%	68.4%	75.7%	7.3%
Stroke education (Stroke)	45.3%	59.8%	64.5%	4.7%
Urinary catheter removed (Surgical Care)	70.9%	84.3%	89.0%	4.7%
Anticoagulation therapy for atrial fibrillation/flutter (Stroke)	77.8%	80.7%	84.2%	3.5%
Antibiotics to non-ICU patients (Pneumonia)	75.4%	80.8%	83.8%	3.0%
ACEI or ARB at discharge (Heart Failure)	80.0%	80.8%	82.6%	1.9%
Discharged on antithrombotic therapy (Stroke)	96.1%	96.5%	98.0%	1.5%
VTE patients with UFH monitoring (VTE)	91.7%	94.4%	95.9%	1.5%
ACEI or ARB at discharge (Heart Attack)	87.0%	89.0%	90.2%	1.3%
Statin at discharge (Heart Attack)	90.2%	92.3%	93.7%	1.3%
Antithrombotic therapy by end of hospital day two (Stroke)	93.7%	94.5%	95.7%	1.2%
Beta-blocker patients who received beta-blocker perioperatively (Surgical Care)	79.4%	86.9%	88.1%	1.2%
Aspirin at discharge (Heart Attack)	96.3%	96.8%	97.6%	0.9%
Antibiotics within one hour before the first surgical cut (Surgical Care)	93.3%	95.4%	96.2%	0.8%
PCI therapy within 90 minutes (Heart Attack)	67.3%	73.7%	74.4%	0.7%
Beta-blocker at discharge (Heart Attack)	96.5%	96.5%	97.0%	0.5%

\* For this measure, a decrease in the rate is desired, so the percentage represented is the percent of hospitals with percentage of 5 percent or less.

■ Test measure



# National Performance Summary (Cont'd)

**Table 16: Percentage of hospitals achieving 95 percent or greater performance (Cont'd)**

The following table shows percentage of hospitals achieving the annual targeted performance of 95 percent or more compliance on a measure. The last column is reported as percentage points – the difference on a percentage scale between two rates, in this case 2013 performance versus 2014 performance.

Performance measure	2012 High (percentage >95)	2013 High (percentage >95)	2014 High (percentage >95)	2013-2014 difference (percentage points)
Discharged on statin medication (Stroke)	66.7%	79.3%	79.8%	0.5%
Aspirin at arrival (Heart Attack)	97.4%	98.0%	98.4%	0.4%
Patients with appropriate hair removal (Surgical Care)	99.5%	99.6%	99.7%	0.1%
Relievers for inpatient asthma (Children's Asthma)	100.0%	100.0%	100.0%	0.0%
Stopping antibiotics within 24 hours (Surgical Care)	86.4%	91.3%	91.2%	-0.1%
Justification for multiple antipsychotic medications (Inpatient Psychiatric)	9.7%	11.7%	11.5%	-0.2%
Blood cultures in ICU (Pneumonia)	91.2%	91.4%	91.0%	-0.4%
Exclusive breast milk feeding (Perinatal)	2.0%	1.7%	0.4%	-1.2%
Systemic corticosteroids for inpatient asthma (Children's Asthma)	100.0%	100.0%	98.6%	-1.4%
Continuing care plan transmitted (Inpatient Psychiatric)	40.7%	40.8%	39.1%	-1.7%
Appropriate prophylactic antibiotics (Surgical Care)	94.6%	96.6%	94.1%	-2.5%
Multiple antipsychotic medications (Inpatient Psychiatric)*	30.5%	31.7%	28.6%	-3.1%
Assessed for rehabilitation (Stroke)	91.4%	96.5%	92.1%	-4.3%
VTE patients with overlap therapy (VTE)	79.2%	76.3%	71.7%	-4.6%
Continuing care plan created (Inpatient Psychiatric)	71.3%	70.7%	62.7%	-8.1%
Antenatal steroids (Perinatal)	50.0%	83.3%	72.5%	-10.8%
Admission screening (Inpatient Psychiatric)	74.9%	78.6%	65.4%	-13.1%
Tobacco use screening (Tobacco Treatment)	N/A	N/A	59.0%	N/A
Tobacco use treatment provided or offered (Tobacco Treatment)	N/A	N/A	2.6%	N/A
Tobacco use treatment provided or offered at discharge (Tobacco Treatment)	N/A	N/A	0.0%	N/A
Alcohol use screening (Substance Use)	N/A	N/A	16.8%	N/A
Alcohol use brief intervention provided or offered (Substance Use)	N/A	N/A	12.1%	N/A
Alcohol and other drug use treatment provided or offered at discharge (Substance Use)	N/A	N/A	1.9%	N/A

\* For this measure, a decrease in the rate is desired, so the percentage represented is the percent of hospitals with percentage of 5 percent or less.

■ Test measure; not included in the composite.

# Understanding the Quality of Care Measures

## **Why they were created, what they report and why the results are important**

The Joint Commission has been involved in performance measurement for 25 years, viewing it as a critical way to extend the reach and sophistication of the accreditation process. The Joint Commission's 1990 publication, *The Primer on Clinical Indicator Development and Application*, created a readily adaptable template for performance measure development that is still in use today and established The Joint Commission as a leader in this arena.

The Joint Commission continues to be a leader in performance measurement. The data displayed on the Centers for Medicare & Medicaid Services' (CMS) Hospital Compare website reflects measures that The Joint Commission and CMS have in common. A significant percentage of that data comes from The Joint Commission via its well-established performance measure data network. Today, this network comprises approximately 34 measurement systems, all under contract to The Joint Commission, and is the source of quality-related data on The Joint Commission's Quality Check® website ([www.qualitycheck.org](http://www.qualitycheck.org)).

*America's Hospitals: Improving Quality and Safety – The Joint Commission's Annual Report 2015* presents the overall performance of Joint Commission-accredited hospitals on quality of care core measures relating to heart attack, heart failure, pneumonia, surgery, children's asthma, inpatient psychiatric services, venous thromboembolism (VTE), stroke, perinatal, immunization, tobacco treatment and substance use. These measures were chosen because they provide concrete data about the best kinds of treatments or practices for common conditions for which Americans enter the hospital and seek care.

The results are important, because they show that hospitals have improved. The results identify opportunities for further improvement, and support continual measurement and reporting. Quality improvement in hospitals contributes to saved lives, better health, and quality of life for many patients, as well as lower health care costs.

# Understanding the Quality of Care Measures (Cont'd)

## A special focus on accountability measures

Accountability measures are evidence-based care processes closely linked to positive patient outcomes. These measures are most suitable for use in programs that hold providers accountable for their performance to external oversight entities and to the public. There has been an evolution of such oversight programs – including those for value-based purchasing, accreditation, certification, and public reporting – and they are often used to demonstrate quality and cost-efficient performance, to drive market share, and to determine appropriate reimbursements.

Each accountability measure meets four criteria (see sidebar) that evaluate whether or not evidence-based care processes associated with the measures lead to positive patient outcomes. As new measures are introduced, they are evaluated against the criteria.

For more information about accountability measures, see the *New England Journal of Medicine* article “Accountability Measures – Using Measurement to Promote Quality Improvement,” for which Mark R. Chassin, MD, FACP, MPP, MPH, president and chief executive officer of The Joint Commission, was the lead author.

It's important to note that where a patient receives care makes a difference. Not all hospitals deliver the same level of quality; some hospitals perform better than others in treating particular conditions and in achieving patient satisfaction. This variability has been known within the hospital industry for a long time. Quality, safety and patient satisfaction results for specific hospitals can be found at Quality Check® ([www.qualitycheck.org](http://www.qualitycheck.org)). Designation as an accountability measure is included in the information on Quality Check®.

### Criteria for accountability process measures

**Research:** Strong scientific evidence demonstrates that performing the evidence-based care process improves health outcomes (either directly or by reducing risk of adverse outcomes).

**Proximity:** Performing the care process is closely connected to the patient outcome; there are relatively few clinical processes that occur after the one that is measured and before the improved outcome occurs.

**Accuracy:** The measure accurately assesses whether or not the care process has actually been provided. That is, the measure should be capable of indicating whether the process has been delivered with sufficient effectiveness to make improved outcomes likely.

**Adverse Effects:** Implementing the measure has little or no chance of inducing unintended adverse consequences.

# Understanding the Quality of Care Measures (Cont'd)

## **How quality measures are determined**

The Joint Commission worked closely with clinicians, health care providers, hospital associations, performance measurement experts, and health care consumers across the nation to identify the quality measures. This collaborative process identified measures that reflect the best “evidence-based” treatments relating to heart attack, heart failure, pneumonia, surgery, children’s asthma, inpatient psychiatric services, venous thromboembolism (VTE), stroke, perinatal, immunization, tobacco treatment and substance use. Current measures are the product of The Joint Commission’s Hospital Core Measure Initiative that sought to create sets of standardized national measures that would permit comparisons across organizations. Subsequently, The Joint Commission collaborated with the Centers for Medicare & Medicaid Services (CMS) to align common measures to ease data collection efforts by hospitals and to allow the same data sets to be used to satisfy multiple data requirements.

## **Related quality reporting efforts of other organizations**

The CMS Hospital Compare website ([www.hospitalcompare.hhs.gov](http://www.hospitalcompare.hhs.gov)) reports quality information from U.S. hospitals, including treatments relating to heart attack, heart failure, pneumonia, surgical care, preventative care (immunization), stroke care, and childhood asthma. Hospital Compare also includes information on Medicare readmissions, complications and deaths. Hospitals voluntarily submit these data abstracted from their medical records about the treatments that their patients receive, including patients with Medicare and those who do not have Medicare.

In addition, CMS in 2013 began receiving data on The Joint Commission’s perinatal care elective delivery measure, which was adopted for use in the CMS Hospital Inpatient Quality Reporting Program, and now more than 3,300 hospitals are submitting data to CMS on this measure.

Joint Commission-developed measures also have been adopted into a number of CMS quality reporting programs. Today, Joint Commission/CMS common measures and Joint Commission-only measures are used in the CMS Hospital Inpatient Quality Reporting Program, Hospital Outpatient Quality Reporting Program, Hospital Value-Based Purchasing Program, Inpatient Psychiatric Facility Quality Reporting (IPFQR) Program and the Medicare & Medicaid EHR Incentive Program for eligible Hospitals/Critical Access Hospitals (both Stage 1 and Stage 2). The Joint Commission developed hospital-based inpatient psychiatric services (HBIPS) measures were adopted as the initial set of measures for the CMS IPFQR Program with other Joint Commission-developed measures subsequently adopted (i.e., substance use and tobacco treatment).

## Understanding the Quality of Care Measures (Cont'd)

Consumers can use Hospital Compare to compare care of local hospitals to state and national averages. Unlike Quality Check<sup>®</sup>, Hospital Compare includes data from organizations accredited by CMS-recognized accrediting organizations other than The Joint Commission and some unaccredited organizations. Hospital Compare does not currently include Department of Defense and Indian Health Service hospitals.

The National Quality Forum's National Priorities Partnership (NPP) is a coalition of 52 major organizations including The Joint Commission. The NPP established dedicated "action teams" to develop and act on specific goals aligned with national safety priorities. The Maternity Action Team, through close collaboration with The Joint Commission, developed specialized efforts aimed at inappropriate and unsafe maternity care and demonstrated its commitment to increased use of the perinatal care core measure set.

### **Data collection and reporting requirements**

As of Jan. 1, 2014, The Joint Commission requires most hospitals to select six measure sets. Hospitals choose sets best reflecting their patient population and report on all the applicable measures in each of the sets they choose. Hospitals submit monthly data on a quarterly basis on all measures of performance within specific sets they choose to third-party vendors, which compile and provide data to The Joint Commission. Hospitals can obtain feedback reports through The Joint Commission's extranet.

### **Note on calculations and methodology**

This report includes a composite for accountability measures: the sum of all the numerator counts for accountability process measures across all measure sets divided by the sum of all the denominator counts from across the same accountability measures.

In addition, a composite measure for a measure set is calculated by adding or "rolling up" the number of times recommended care was provided over all the process measures in the given measure set and dividing this sum by the total number of opportunities for providing this recommended care, determined by summing up all of the process measure populations for this same set of measures. The composite measure shows the percentage of the time that recommended care was provided.

## Understanding the Quality of Care Measures (Cont'd)

For example, if a heart attack patient receives each treatment included in the heart attack measure set, that's a total of seven treatments in seven opportunities. If 60 patients receive all seven treatments, that's 420 treatments in 420 opportunities – 100 percent composite performance. However, if some of the 60 patients don't receive all seven treatments, and the treatments given to the 60 patients add to a total of 378, the heart attack composite score is 92 percent.

Composite performance measures are useful in integrating performance measure information in an easily understood format that gives a summary assessment of performance for a given area of care in a single rate. The composite measures in this report are based on combining all of the process rate-based measures in the measure set or the accountability measures across the 12 measure sets. For a performance measure, each patient identified as falling in the measure population can be considered an opportunity to provide recommended care.

### **Inclusions and exclusions**

This report only includes data about patients considered “eligible” for one of the evidence-based treatments or measures. It's important to understand that not every patient gets – or should get – a treatment. Often, patients have health conditions or factors that influence the effectiveness of treatments, or whether or not a provider orders a particular treatment. Also, a patient may choose to refuse treatment or not follow the instructions of his or her care plan.

### **Links for more information**

The Joint Commission: [www.jointcommission.org](http://www.jointcommission.org)

Quality Check®: [www.qualitycheck.org](http://www.qualitycheck.org)

# Glossary

**Accountability process measure.** An accountability process measure is a quality measure that meets four criteria designed to identify measures that produce the greatest positive impact on patient outcomes when hospitals demonstrate improvement. The four criteria are: research, proximity, accuracy and adverse effects (see Page 26 for an explanation of the criteria). Accountability measures are a subset of core measures (see core measure).

**ACEI (ACE inhibitors).** ACE stands for “angiotensin converting enzyme.” ACE inhibitors are medicines that are used to treat heart failure, high blood pressure, and patients with left ventricular systolic dysfunction following a heart attack. These medicines block an enzyme in the body that is responsible for causing the blood vessels to narrow. If the blood vessels are relaxed, blood pressure is lowered and more oxygen-rich blood can reach the heart. ACE inhibitors also lower the amount of salt and water in the body, which helps to lower blood pressure.

**Admission screening.** Evaluating a patient for violence risk, substance use, psychological trauma history and patient strengths within the first three days of admission to an inpatient psychiatric facility.

**Antenatal steroids.** Medication given to a mother in premature labor before delivery to promote lung development in the baby.

**Antibiotic timing.** The length of time from arrival at the hospital until antibiotics are given. Antibiotics are generally given as soon as possible to pneumonia patients to speed their recovery.

**Antithrombotic therapy.** Pharmacologic agents (oral or parenteral) that prevent or interfere with the formation of a blood clot.

**ARB.** ARB stands for “angiotensin receptor blocker.” An ARB is a medicine taken by mouth that reduces blood pressure and strengthens the heart beat. ARBs are useful in the treatment of cardiac diseases such as heart attack and heart failure.

**Beta-blocker.** This type of medicine blocks the action of certain hormones on the heart. By blocking these hormones, beta-blockers help to reduce the heart rate and blood pressure, thereby reducing the amount of oxygen needed by the heart.

**Blood cultures.** Blood tests that look for bacteria in the blood. These tests are given to pneumonia patients before antibiotics are administered.

**CABG.** CABG stands for coronary artery bypass graft surgery – an operation in which a section of vein or artery is used to bypass a blockage in a coronary artery, allowing enough blood to flow to deliver oxygen and nutrients to the heart muscles. CABG is performed to prevent damage from a myocardial infarction (heart attack) or to relieve angina.

**Cesarean section.** A surgical procedure in which an abdominal incision is made to deliver the infant.

**Composite measure.** A measure that combines the results of two or more process measures into a single rating. A composite is a summary of a related set of measures, which could be a condition specific set, all accountability measures, or accountability and non-accountability measures. However, accountability composites are restricted to accountability measures; non-accountability measures are excluded.



## Glossary (Cont'd)

**Core measure.** A core measure is a standardized quality measure with precisely defined specifications that can be uniformly embedded in different systems for data collection and reporting. A core measure must meet Joint Commission-established attributes, such as: targets improvement in population health, precisely defined and specified, reliable, valid, interpretable, useful in accreditation, under provider control, and public availability.

**Elective delivery.** A delivery occurring between 37 and 39 weeks of gestation, without a medical reason.

**Evidence-based care.** Using current best evidence in making decisions about the care of individual patients or in the delivery of health services.

**Exclusive breast milk feeding.** An infant receives only breast milk during the hospital stay, with no additional food or drink, including water.

**Fibrinolytic therapy.** Medication that dissolves blood clots. Breaking up blood clots increases blood flow to the heart. If blood flow is returned to the heart muscle quickly during a heart attack, the risk of death is decreased.

**Hair removal, appropriate.** Removing hair with clippers or depilatory is considered appropriate. Shaving is considered inappropriate.

**Health care-associated infections in newborns.** An infection acquired during a newborn's stay in a hospital.

**Heart failure.** A condition in which the heart loses its ability to efficiently pump blood throughout the body.

**Immunocompetent.** An immunocompetent person is one whose immune system is able to fight infection.

**Inpatient psychiatric services.** Inpatient psychiatric services include care provided to a patient for a mental disorder while hospitalized in a psychiatric unit of an acute care hospital or a free-standing psychiatric hospital. Services rendered to outpatients or "day treatment" patients are not considered inpatient psychiatric services.

**LVS assessment.** An in-depth evaluation of heart muscle function that helps determine the correct treatment for heart failure. LVS stands for "left ventricular systolic." An LVS assessment evaluates how well the left ventricle – the heart's main pumping chamber – is functioning. Left ventricular diastolic dysfunction results when this heart chamber is not pumping all the blood out before it refills for the next heart beat. This results in high pressure within the heart and can produce heart failure.

**Multiple antipsychotic medications.** Antipsychotic medications are drugs prescribed to treat mental disorders; if two or more medications are routinely administered or prescribed, it is considered multiple medications.

## Glossary (Cont'd)

**ORYX Performance Measure Report (PMR)** The ORYX Performance Measure Report is designed to support and help guide Joint Commission-accredited hospitals in their performance assessment and improvement activities through the use of summary dashboards and comprehensive measure details depicting the organization's performance on each core measure set and measure on which The Joint Commission receives data for the organization. The report also highlights an organization's compliance with Standard PI.02.01.03 that sets an 85 percent accountability composite rate threshold based on the past four quarters of accountability measure data. (Note: This standard has been temporarily suspended.) ORYX PMRs are updated quarterly and made available to accredited hospitals through the secure Joint Commission Connect extranet site.

**Outcomes measure.** A measure that focuses on the results of the performance or nonperformance of a process. (See process measure.)

**Overlap therapy.** Administration of parenteral (intravenous or subcutaneous) anticoagulation therapy and warfarin to treat patients with VTE.

**PCI therapy.** PCI stands for "percutaneous coronary interventions." PCI therapy is a coronary angioplasty procedure performed by a doctor who threads a small device into a clogged artery to open it, thereby improving blood flow to the heart. A lack of blood supply to the heart muscle can cause lasting heart damage. PCI therapy is used as an alternative treatment to coronary artery bypass surgery (CABG).

**Percentage points.** This is the difference on a percentage scale between two rates expressed as percents. For example, the difference between a performance rate of 85 percent and a performance rate of 92 percent is 7 percentage points.

**Perinatal.** The period shortly before and after birth.

**Perioperative.** This generally refers to 24 hours before surgery and lasts until the patient leaves the recovery area.

**Physical restraint.** A physical restraint is any manual or physical or mechanical device, material, or equipment that immobilizes a patient or reduces the ability of a patient to move his or her arms, legs, body or head freely. A physical restraint is used as a restriction to manage a patient's behavior or restrict the patient's freedom of movement and is not a standard treatment for the patient's medical or psychiatric condition.

**PMR.** See ORYX Performance Measure Report.

**Pneumococcal vaccination.** A vaccination that helps to prevent pneumonia.

**Pneumonia.** An acute infection of lung tissue that is associated with at least some symptoms of acute infection, such as altered or abnormal breathing sounds.

## Glossary (Cont'd)

**Post discharge continuing care plan.** Communication from the hospital to the next health provider after a patient is discharged from the hospital. The plan must contain the reason for hospitalization, main diagnosis at discharge, a list of medications at discharge, and recommendations for the next level of care.

**Process measure.** A measure that focuses on one or more steps that lead to a particular outcome. (See outcomes measure.)

**Prophylaxis.** Any medical intervention designed to preserve health and prevent disease.

**Rehabilitation assessment.** Evaluation of the need for or receipt of rehabilitation services. Rehabilitation is a treatment or treatments designed to facilitate the process of recovery from injury, illness or disease to as normal a condition as possible.

**Reliever, for asthma.** A medicine that reduces narrowing in the lung's airways, providing quick relief from asthma symptoms.

**Seclusion.** Seclusion is the involuntary confinement of a patient alone in a room or an area where the patient is physically prevented from leaving.

**Statin.** A class of pharmaceutical agents that lower blood cholesterol. Specifically, the agents modify LDL-cholesterol by blocking the action of an enzyme in the liver which is needed to synthesize cholesterol, thereby decreasing the level of cholesterol in the blood. Statins are also called HMG-CoA reductase inhibitors.

**Systemic corticosteroid, for asthma.** A medication that helps control asthma symptoms by controlling swelling, inflammation, and the buildup of mucous in the lung's airways.

**Test measure.** A measure being evaluated for reliability of the individual data elements or awaiting National Quality Forum endorsement.

**Thrombolytic therapy.** Administration of a pharmacological agent intended to cause lysis of a thrombus (destruction or dissolution of a blood clot).

**UFH monitoring.** Using a protocol or nomogram to ensure that UFH (unfractionated heparin) achieves a sufficient level of anti-coagulation.

**VTE.** VTE stands for venous thromboembolism and is when a blood clot forms in a deep vein in the body, such as in the leg. VTE is a common complication at surgery, and hospitalized medical patients – particularly those who have decreased mobility – are at risk for development of VTE.

# Appendix

## Appendix 1: Short and original measure names

Note: This is not a complete list of measures. The short name is the name used in this report.

Short measure name used in this report	Original measure name
<b>Heart attack care</b>	
Aspirin at discharge	Aspirin prescribed at discharge
ACEI or ARB at discharge	ACEI or ARB for LVSD
Beta-blocker at discharge	Beta-blocker prescribed at discharge
Fibrinolytic therapy within 30 minutes	Fibrinolytic therapy received within 30 minutes of hospital arrival
PCI therapy within 90 minutes	Primary PCI received within 90 minutes of hospital arrival (timing of receipt of primary PCI)
<b>Heart failure care</b>	
ACEI or ARB at discharge	ACEI or ARB for LVSD (left ventricular systolic dysfunction)
<b>Pneumonia care</b>	
Blood cultures in ICU	Blood cultures performed within 24 hours prior to or 24 hours after hospital arrival for patients who were transferred or admitted to the ICU (intensive care unit) within 24 hours of hospital arrival
Antibiotics to non-ICU patients	Initial antibiotic selection for CAP in immunocompetent – non-ICU patient
<b>Surgical care</b>	
Antibiotics within one hour before the first surgical cut	Prophylactic antibiotic received within one hour prior to surgical incision – overall rate
Appropriate prophylactic antibiotics	Prophylactic antibiotic selection for surgical patients – overall rate
Stopping antibiotics within 24 hours	Prophylactic antibiotics discontinued within 24 hours after surgery end time – overall rate
Beta-blocker patients who received beta-blocker perioperatively	Surgery patients on beta-blocker therapy prior to arrival who received a beta-blocker during the perioperative period
Patients with appropriate hair removal	Surgery patients with appropriate hair removal
Receiving VTE medicine/treatment	Surgery patients who received appropriate venous thromboembolism prophylaxis within 24 hours prior to surgery to 24 hours after surgery
Urinary catheter removed	Urinary catheter removed on postoperative day 1 (POD 1) or postoperative day 2 (POD 2) with day of surgery being day zero

# Appendix

## Appendix 1: Short and original measure names (Cont'd)

Short measure name used in this report	Original measure name
<b>Children's asthma care</b>	
Home management plan of care	Home management plan of care (HMPC) document given to patient/caregiver
<b>Inpatient psychiatric services</b>	
Justification for multiple antipsychotic medications	Multiple antipsychotic medications at discharge with appropriate justification – overall rate
Continuing care plan created	Post discharge continuing care plan – overall rate
Continuing care plan transmitted	Post discharge continuing care plan transmitted – overall rate
<b>Venous thromboembolism (VTE) care</b>	
VTE medicine/treatment	Venous thromboembolism prophylaxis
VTE medicine/treatment in ICU	Intensive care unit venous thromboembolism prophylaxis
VTE patients with overlap therapy	VTE patients with anticoagulation overlap therapy
VTE patients with UFH monitoring	VTE patients receiving unfractionated heparin (UFH) with dosages/platelet count monitoring by protocol
<b>Stroke care</b>	
VTE medicine/treatment	Stroke patients with venous thromboembolism (VTE) prophylaxis

# Appendix

## Appendix 2: 2014 accountability measures

### Heart attack care

- Aspirin at arrival
- Aspirin at discharge
- ACEI or ARB at discharge
- Beta-blocker at discharge
- Fibrinolytic therapy within 30 minutes
- PCI therapy within 90 minutes
- Statin prescribed at discharge

### Heart failure care

- ACEI or ARB at discharge

### Pneumonia care

- Blood cultures in ICU
- Antibiotics to ICU patients
- Antibiotics to non-ICU patients

### Surgical care

- Antibiotics within one hour before the first surgical cut
- Appropriate prophylactic antibiotics
- Stopping antibiotics within 24 hours
- Beta-blocker patients who received beta-blocker perioperatively
- Patients with appropriate hair removal
- Receiving VTE medicine/treatment
- Urinary catheter removed

### Children's asthma care

- Relievers for inpatient asthma
- Systemic corticosteroids for inpatient asthma
- Home management plan of care

### Inpatient psychiatric services

- Admission screening
- Justification for multiple antipsychotic medications
- Continuing care plan created
- Continuing care plan transmitted
- Physical restraint\*
- Seclusion\*

### Venous thromboembolism (VTE) care

- VTE medicine/treatment
- VTE medicine/treatment in ICU
- VTE patients with overlap therapy
- VTE patients with UFH monitoring
- VTE warfarin discharge instructions

### Stroke care

- VTE medicine/treatment
- Discharged on antithrombotic therapy
- Anticoagulation therapy for atrial fibrillation/flutter
- Thrombolytic therapy
- Antithrombotic therapy by end of hospital day two
- Discharged on statin medication
- Stroke education
- Assessed for rehabilitation

### Perinatal care

- Elective delivery
- Antenatal steroids

### Immunization

- Influenza immunization

### Tobacco treatment

- Tobacco use screening
- Tobacco use treatment provided or offered
- Tobacco use treatment provided or offered at discharge

### Substance use

- Alcohol use screening
- Alcohol use brief intervention provided or offered
- Alcohol and other drug use treatment provided or offered at discharge

\* This measure was not included in the composite results, because it is a ratio measure. Only proportion measures are included in the composite.

# Appendix

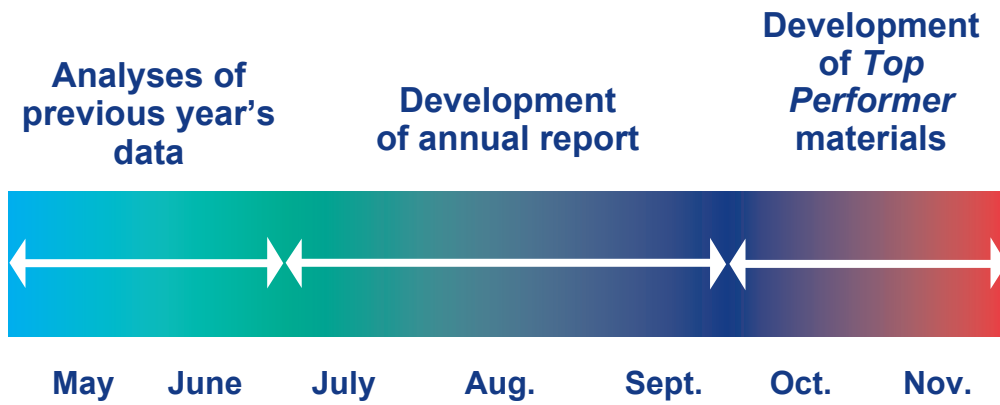
## **Appendix 3: 2014 core measures being tested or evaluated against accountability measure criteria**

**Venous thromboembolism (VTE) care**  
Incidence of potentially preventable VTE



# Appendix

## Appendix 4: Timeline for development of *America's Hospitals: Improving Quality and Safety Annual Report*



# Appendix

**Appendix 5: Number of hospitals that submit accountability measure data and number of *Top Performer* hospitals for each state**

State or Territory	Number of hospitals submitting data in 2012	Number of <i>Top Performer</i> hospitals for 2012	Number of hospitals submitting data in 2013	Number of <i>Top Performer</i> hospitals for 2013	Number of hospitals submitting data in 2014	Number of <i>Top Performer</i> hospitals for 2014
Alabama	72	33	74	35	71	23
Alaska	12	5	12	2	12	4
Arizona	43	13	45	17	46	13
Arkansas	42	13	38	16	41	13
California	305	93	305	97	304	95
Colorado	54	20	52	19	53	17
Connecticut	35	8	36	6	35	9
Delaware	12	5	12	2	12	2
District of Columbia	10	1	10	1	10	0
Florida	180	103	180	107	180	85
Georgia	116	35	109	33	104	25
Hawaii	16	4	15	7	16	4
Idaho	15	6	15	4	15	3
Illinois	123	35	125	56	126	40
Indiana	71	30	73	34	70	30
Iowa	28	11	29	10	30	12
Kansas	34	10	33	18	33	12
Kentucky	75	25	76	24	76	25
Louisiana	82	21	82	22	82	28
Maine	22	11	21	10	21	10
Maryland	51	16	54	18	54	17
Massachusetts	70	18	71	25	71	9
Michigan	91	27	92	39	90	23
Minnesota	60	16	59	22	57	12
Mississippi	43	16	42	15	42	10
Missouri	84	26	84	33	85	20
Montana	11	5	11	3	10	3
Nebraska	24	6	24	11	25	8
Nevada	30	15	29	15	27	14

# Appendix

**Appendix 5: Number of hospitals that submit accountability measure data and number of *Top Performer* hospitals for each state (Cont'd)**

State or Territory	Number of hospitals submitting data in 2012	Number of <i>Top Performer</i> hospitals for 2012	Number of hospitals submitting data in 2013	Number of <i>Top Performer</i> hospitals for 2013	Number of hospitals submitting data in 2014	Number of <i>Top Performer</i> hospitals for 2014
New Hampshire	11	7	12	7	10	4
New Jersey	71	26	71	26	71	17
New Mexico	23	7	20	7	20	8
New York	171	45	160	45	156	29
North Carolina	102	32	101	37	100	37
North Dakota	13	4	13	2	12	3
Ohio	135	36	138	42	138	38
Oklahoma	44	9	47	11	48	14
Oregon	34	6	30	10	32	6
Pennsylvania	138	47	141	57	144	49
Puerto Rico	34	2	38	2	38	2
Rhode Island	12	3	13	1	13	2
South Carolina	57	20	56	20	56	23
South Dakota	9	1	9	4	9	2
Tennessee	100	32	97	38	98	37
Texas	253	97	253	96	256	95
Utah	29	12	29	18	30	15
Vermont	7	3	7	2	7	3
Virgin Islands	0	0	1	0	1	0
Virginia	85	26	82	33	81	34
Washington	59	10	55	17	51	13
West Virginia	39	12	39	11	38	8
Wisconsin	81	31	82	33	84	36
Wyoming	10	3	11	4	11	1
Department of Defense International Locations*						
Europe	14	1	6	0	6	1
Pacific	0	0	7	0	7	0

\* Domestic Department of Defense (DoD) locations are included with the states.

# The Joint Commission's Top Performer on Key Quality Measures® for 2014

The checkmark (✓) indicates the measure set(s) for which the hospital or critical access hospital is being recognized. The list reflects *Top Performer* hospitals accredited by The Joint Commission as of Sept. 1, 2015.

Hospitals by State	City	Heart Attack	Heart Failure	Pneumonia	Surgical Care	Children's Asthma	VTE	Stroke	Hosp-Based Inpt Psych	Immunization	Perinatal Care	Tobacco Treatment	Substance Use
<b>Alabama</b>													
Shelby Baptist Medical Center	Alabaster	✓	✓	✓	✓			✓					
Community Hospital of Andalusia, Inc.	Andalusia			✓	✓						✓		
Anniston HMA, LLC	Anniston	✓			✓					✓			
Northeast Alabama Regional Medical Center	Anniston	✓	✓	✓	✓						✓		
The Healthcare Authority of Athens and Limestone County	Athens		✓	✓	✓					✓			
Affinity Hospital, LLC	Birmingham	✓	✓	✓	✓					✓			
Hill Crest Behavioral Health Services	Birmingham								✓				
Princeton Baptist Medical Center	Birmingham	✓	✓	✓	✓			✓		✓			
Cullman Regional Medical Center	Cullman	✓	✓	✓	✓		✓	✓					
Laurel Oaks Behavioral Health Center	Dothan								✓				
Triad of Alabama, LLC	Dothan	✓	✓	✓	✓					✓	✓		
RCHP-Florence, LLC	Florence	✓	✓	✓	✓								
Foley Hospital Corporation	Foley	✓	✓	✓	✓					✓			
Greenville Hospital Corporation	Greenville				✓					✓			
Lakeland Community Hospital, Inc.	Haleyville			✓						✓			
Crestwood Medical Center	Huntsville	✓	✓	✓	✓					✓			
Walker Baptist Medical Center	Jasper	✓	✓	✓	✓		✓						
Beacon Children's Hospital	Luverne							✓					
Russellville Hospital, Inc.	Russellville			✓	✓			✓					
Vaughan Regional Medical Center, LLC	Selma	✓	✓	✓	✓						✓		
Sylacauga Healthcare Authority	Sylacauga		✓	✓	✓					✓			
The Troy Hospital Health Care Authority	Troy				✓		✓	✓		✓			
Mary Starke Harper Geriatric Psychiatry Center	Tuscaloosa							✓					
<b>Alaska</b>													
Alaska Regional Hospital	Anchorage	✓	✓		✓		✓	✓					
Frontline Hospital	Anchorage								✓				
673d Medical Group	Elmendorf AFB				✓		✓						
Mat-Su Regional Medical Center	Palmer	✓	✓	✓	✓					✓			
<b>Arizona</b>													
Banner Goldfield Medical Center	Apache Junction			✓						✓			
Bullhead City Hospital Corporation	Bullhead City	✓	✓	✓	✓					✓			
Chandler Regional Medical Center	Chandler	✓	✓	✓	✓			✓			✓		
Orthopedic and Surgical Specialty Company, LLC	Chandler				✓					✓			
PHC-Fort Mohave, Inc.	Fort Mohave	✓			✓						✓		
Mercy Gilbert Medical Center	Gilbert	✓	✓	✓	✓			✓			✓		
Banner Heart Hospital	Mesa	✓	✓		✓					✓			
Banner Payson Medical Center	Payson	✓		✓	✓					✓			
South West Orthopedic Spine Hospital, LLC	Phoenix				✓								
UBH of Phoenix, LLC	Phoenix								✓				
Banner Ironwood Medical Center	San Tan Valley			✓	✓								

# The Joint Commission's Top Performer on Key Quality Measures® for 2014

The checkmark (✓) indicates the measure set(s) for which the hospital or critical access hospital is being recognized. The list reflects *Top Performer* hospitals accredited by The Joint Commission as of Sept. 1, 2015.

Hospitals by State	City	Heart Attack	Heart Failure	Pneumonia	Surgical Care	Children's Asthma	VTE	Stroke	Hosp-Based Inpt Psych	Immunization	Perinatal Care	Tobacco Treatment	Substance Use
RCHP-Sierra Vista, Inc.	Sierra Vista	✓	✓	✓	✓		✓				✓		
Sonora Behavioral Health Hospital, LLC	Tucson								✓				
<b>Arkansas</b>													
Baptist Health	Arkadelphia			✓	✓						✓		
Valley Behavioral Health System, LLC	Barling								✓				
MCSA, LLC dba Medical Center of South Arkansas	El Dorado	✓	✓	✓	✓					✓			
Sparks Regional Medical Center	Fort Smith	✓	✓	✓	✓					✓	✓		
Baptist Health Medical Center - Heber Springs	Heber Springs			✓	✓								
Helena Regional Medical Center	Helena			✓						✓			
CHI St. Vincent Hospital Hot Springs	Hot Springs National Park	✓	✓	✓	✓								
Arkansas Heart Hospital	Little Rock	✓	✓		✓		✓						
Baptist Health Medical Center - Little Rock	Little Rock	✓	✓	✓	✓						✓		
BHC Pinnacle Pointe Hospital, Inc.	Little Rock								✓				
United Methodist Behavioral Health System, Inc.	Maumelle								✓				
Siloam Springs Arkansas Hospital Company, LLC	Siloam Springs									✓			
Sparks Medical Center - Van Buren	Van Buren			✓						✓			
<b>California</b>													
Kaiser Foundation Hospital - Orange County - Anaheim	Anaheim	✓	✓	✓	✓			✓			✓		
West Anaheim Medical Center	Anaheim	✓	✓	✓	✓					✓			
Sutter Delta Medical Center	Antioch	✓	✓	✓	✓						✓		
Methodist Hospital of Southern California	Arcadia	✓	✓	✓	✓			✓			✓		
Sutter Auburn Faith Hospital	Auburn			✓	✓		✓	✓					
Bakersfield Memorial Hospital	Bakersfield	✓	✓	✓	✓			✓			✓		
Dignity Health	Bakersfield		✓	✓	✓			✓			✓		
Kaiser Foundation Hospitals - Baldwin Park Medical Center	Baldwin Park	✓	✓	✓	✓			✓			✓		
Hospital of Barstow, Incorporated	Barstow	✓	✓	✓	✓					✓			
Mills-Peninsula Health Services	Burlingame	✓	✓	✓	✓						✓		
Eden Medical Center	Castro Valley	✓	✓	✓	✓						✓		
Fresno Community Hospital and Medical Center	Clovis	✓	✓	✓	✓						✓		
Corona Regional Medical Center, Inc.	Corona	✓	✓		✓						✓		
Sutter Coast Hospital	Crescent City			✓	✓		✓	✓		✓	✓		
Sutter Davis Hospital	Davis			✓	✓		✓				✓		
Kaiser Foundation Hospital - Downey Medical Center	Downey	✓	✓	✓	✓			✓			✓		
Scripps Memorial Hospital - Encinitas	Encinitas	✓	✓	✓	✓			✓			✓		
Encino Hospital Medical Center	Encino									✓			
Mercy Hospital of Folsom	Folsom			✓	✓		✓	✓					
Fountain Valley Regional Hospital and Medical Center, Inc.	Fountain Valley	✓	✓	✓	✓			✓			✓		
Fresno Surgery Center, LP	Fresno				✓					✓			
Garden Grove Hospital and Medical Center	Garden Grove	✓		✓	✓					✓	✓		
Glendale Adventist Medical Center	Glendale	✓	✓	✓	✓			✓			✓		
Marin General Hospital	Greenbrae	✓	✓	✓	✓			✓					
Kaiser Foundation Hospital - South Bay	Harbor City	✓	✓	✓	✓			✓			✓		

# The Joint Commission's Top Performer on Key Quality Measures® for 2014

The checkmark (✓) indicates the measure set(s) for which the hospital or critical access hospital is being recognized. The list reflects *Top Performer* hospitals accredited by The Joint Commission as of Sept. 1, 2015.

Hospitals by State	City	Heart Attack	Heart Failure	Pneumonia	Surgical Care	Children's Asthma	VTE	Stroke	Hosp-Based Inpt Psych	Immunization	Perinatal Care	Tobacco Treatment	Substance Use
Hayward Sisters Hospital	Hayward	✓	✓	✓	✓								
The Huntington Beach Hospital	Huntington Beach	✓		✓	✓					✓			
Centinela Hospital Medical Center	Inglewood	✓	✓	✓	✓						✓		
Southern Monterey County Memorial Hospital	King City				✓								
Scripps Green Hospital	La Jolla	✓	✓	✓	✓			✓		✓			
Scripps Memorial Hospital - La Jolla	La Jolla	✓	✓	✓	✓			✓			✓		
La Palma Intercommunity Hospital	La Palma	✓		✓	✓					✓			
Sutter Lakeside Hospital	Lakeport			✓	✓								
Antelope Valley Hospital	Lancaster	✓	✓	✓	✓						✓		
Lodi Memorial Hospital Association, Inc.	Lodi	✓	✓	✓	✓						✓		
Earl & Loraine Miller Children's Hospital	Long Beach					✓					✓		
Children's Hospital Los Angeles	Los Angeles					✓							
Good Samaritan Hospital	Los Angeles	✓	✓	✓	✓					✓	✓		
Kaiser Foundation Hospital - West Los Angeles	Los Angeles	✓	✓	✓	✓			✓			✓		
Pacific Alliance Medical Center	Los Angeles		✓		✓					✓	✓		
Ronald Reagan UCLA Medical Center	Los Angeles	✓	✓		✓			✓					
St. Vincent Medical Center, Inc. a Non Profit Religious Corp	Los Angeles	✓	✓	✓	✓			✓		✓			
White Memorial Medical Center	Los Angeles	✓	✓	✓	✓			✓			✓		
Memorial Hospital Los Banos	Los Banos			✓							✓		
St. Francis Medical Center	Lynwood	✓	✓	✓	✓	✓					✓		
Valley Children's Hospital	Madera					✓							
Community Hospital of the Monterey Peninsula	Monterey	✓	✓	✓	✓			✓			✓		
AHMC Monterey Park Hospital	Monterey Park	✓	✓	✓	✓		✓	✓		✓	✓		
Garfield Medical Center	Monterey Park	✓	✓	✓	✓		✓	✓		✓	✓		
Kaiser Foundation Hospital - Moreno Valley Medical Center	Moreno Valley	✓	✓	✓	✓			✓			✓		
Riverside County Regional Medical Center	Moreno Valley	✓	✓	✓	✓			✓			✓		
Dignity Health	Mount Shasta				✓								
El Camino Hospital	Mountain View	✓	✓	✓	✓						✓		
Prime Healthcare Paradise Valley, LLC	National City	✓	✓	✓	✓					✓	✓		
Sutter West Bay Hospitals	Novato				✓		✓	✓					
Telecare Corporation	Oakland							✓					
Children's Hospital of Orange County	Orange					✓							
University of California Irvine	Orange	✓	✓	✓	✓		✓						
Feather River Hospital	Paradise	✓	✓	✓	✓		✓	✓					
Aurora Las Encinas, LLC	Pasadena								✓				
ValleyCare Health System	Pleasanton	✓	✓	✓	✓					✓			
St. Elizabeth Community Hospital	Red Bluff		✓	✓	✓								
Prime Healthcare Services - Shasta, LLC	Redding	✓	✓	✓	✓		✓	✓					
Dignity Health Sequoia Hospital	Redwood City	✓		✓	✓						✓		
Kaiser Foundation Hospital - Redwood City	Redwood City	✓		✓	✓		✓	✓			✓		
Riverside Community Hospital	Riverside	✓	✓	✓	✓			✓			✓		
BHC Alhambra Hospital	Rosemead							✓					

# The Joint Commission's Top Performer on Key Quality Measures® for 2014

The checkmark (✓) indicates the measure set(s) for which the hospital or critical access hospital is being recognized. The list reflects *Top Performer* hospitals accredited by The Joint Commission as of Sept. 1, 2015.

Hospitals by State	City	Heart Attack	Heart Failure	Pneumonia	Surgical Care	Children's Asthma	VTE	Stroke	Hosp-Based Inpt Psych	Immunization	Perinatal Care	Tobacco Treatment	Substance Use
Kaiser Foundation Hospital - Roseville	Roseville	✓	✓	✓	✓		✓	✓			✓		
Kaiser Foundation Hospital - Sacramento	Sacramento	✓	✓	✓	✓		✓	✓					
Kaiser Foundation Hospital - South Sacramento	Sacramento	✓	✓	✓	✓		✓	✓			✓		
Natividad Medical Center	Salinas		✓		✓		✓				✓		
Salinas Valley Memorial Hospital	Salinas	✓	✓	✓	✓						✓		
Kaiser Foundation Hospital - San Diego	San Diego	✓	✓	✓	✓			✓			✓		
Sharp Memorial Hospital	San Diego	✓	✓	✓	✓					✓	✓		
Sharp Mesa Vista Hospital	San Diego								✓				
San Dimas Community Hospital	San Dimas			✓	✓					✓			
Dignity Health St. Mary's Medical Center	San Francisco	✓	✓	✓	✓			✓					
Saint Francis Memorial Hospital	San Francisco		✓	✓	✓		✓			✓			
San Francisco General Hospital and Trauma Center	San Francisco	✓	✓	✓	✓			✓					
Good Samaritan Hospital, LP	San Jose	✓	✓	✓	✓			✓			✓		
Goleta Valley Cottage Hospital	Santa Barbara				✓		✓			✓			
Kaiser Foundation Hospital - Santa Clara	Santa Clara	✓	✓	✓	✓		✓	✓			✓		
Kaiser Permanente Psychiatric Health Facility - Santa Clara	Santa Clara								✓				
Dignity Health	Santa Cruz	✓	✓	✓	✓		✓	✓					
Sutter Maternity & Surgery Center of Santa Cruz	Santa Cruz				✓						✓		
Sutter Santa Rosa Regional Hospital	Santa Rosa	✓	✓	✓	✓			✓			✓		
Santa Ynez Valley Cottage Hospital	Solvang									✓			
Sonora Community Hospital	Sonora	✓	✓	✓	✓			✓					
AHMC Greater El Monte Community Hospital, LP	South El Monte			✓	✓					✓			
Kaiser Foundation Hospital - South San Francisco	South San Francisco	✓	✓	✓	✓		✓	✓					
Twin Cities Community Hospital	Templeton		✓	✓	✓		✓	✓					
Los Robles Hospital and Medical Center	Thousand Oaks	✓	✓	✓	✓			✓			✓		
Sutter Solano Medical Center	Vallejo	✓	✓	✓	✓			✓			✓		
West Hills Hospital and Medical Center	West Hills	✓	✓	✓	✓		✓	✓					
Woodland Memorial Hospital	Woodland			✓	✓					✓	✓		
<b>Colorado</b>													
Centura Health St. Thomas More Hospital	Canon City			✓	✓		✓				✓		
Denver Health and Hospital Authority	Denver	✓	✓	✓	✓					✓	✓		
Presbyterian/St. Luke's Medical Center	Denver	✓		✓	✓		✓				✓		
Rose Medical Center	Denver	✓	✓	✓	✓			✓			✓		
Swedish Medical Center	Englewood	✓	✓	✓	✓					✓	✓		
St. Anthony Summit Medical Center	Frisco				✓						✓		
Valley View Hospital Association	Glenwood Springs	✓			✓						✓		
Good Samaritan Medical Center, LLC	Lafayette	✓	✓	✓	✓			✓					
Sky Ridge Medical Center	Lone Tree	✓		✓	✓						✓		
Avista Adventist Hospital	Louisville	✓		✓	✓					✓	✓		
UHS of Centennial Peaks, LLC	Louisville								✓				
Haven Behavioral Services of Pueblo, LLC	Pueblo								✓				
St. Mary Corwin Medical Center	Pueblo	✓	✓	✓	✓			✓					



# The Joint Commission's Top Performer on Key Quality Measures® for 2014

The checkmark (✓) indicates the measure set(s) for which the hospital or critical access hospital is being recognized. The list reflects *Top Performer* hospitals accredited by The Joint Commission as of Sept. 1, 2015.

Hospitals by State	City	Heart Attack	Heart Failure	Pneumonia	Surgical Care	Children's Asthma	VTE	Stroke	Hosp-Based Inpt Psych	Immunization	Perinatal Care	Tobacco Treatment	Substance Use
Yampa Valley Medical Center	Steamboat Springs				✓								
Sterling Regional MedCenter	Sterling				✓				✓				
North Suburban Medical Center	Thornton	✓	✓	✓	✓			✓			✓		
Vail Valley Medical Center	Vail				✓		✓						
<b>Connecticut</b>													
The Danbury Hospital	Danbury	✓	✓	✓	✓					✓	✓		
Griffin Hospital	Derby	✓	✓	✓	✓					✓			
Manchester Memorial Hospital	Manchester		✓	✓	✓					✓	✓		
Middlesex Hospital	Middletown	✓	✓	✓	✓		✓				✓		
Milford Hospital, Inc.	Milford			✓	✓					✓			
The William W. Backus Hospital	Norwich	✓	✓	✓	✓					✓			
Essent Healthcare of CT	Sharon			✓	✓		✓	✓		✓			
Stamford Hospital	Stamford	✓	✓	✓	✓			✓			✓		
Rockville General Hospital	Vernon Rockville			✓	✓					✓			
<b>Delaware</b>													
Meadow Wood Behavioral Health System	New Castle								✓				
St. Francis Hospital, Inc.	Wilmington	✓	✓	✓	✓		✓	✓					
<b>Florida</b>													
JFK Medical Center Limited Partnership	Atlantis	✓	✓	✓	✓			✓					
Aventura Hospital and Medical Center	Aventura	✓	✓	✓	✓			✓					
District Hospital Holdings, Inc. dba Lakeside Medical Center	Belle Glade		✓	✓			✓						
Blake Medical Center	Bradenton	✓	✓	✓	✓			✓		✓			
Manatee Memorial Hospital, LP	Bradenton	✓	✓	✓	✓			✓			✓		
Brandon Regional Hospital	Brandon	✓	✓	✓	✓			✓			✓		
Cape Canaveral Hospital, Inc.	Cocoa Beach	✓	✓	✓	✓			✓			✓		
Doctors Hospital, Inc.	Coral Gables	✓	✓	✓	✓		✓	✓					
Broward Health Coral Springs	Coral Springs		✓	✓	✓			✓			✓		
Seven Rivers Regional Medical Center	Crystal River	✓	✓	✓	✓					✓			
Pasco Regional Medical Center, LLC	Dade City	✓	✓	✓	✓					✓			
Florida Hospital Memorial System	Daytona Beach	✓	✓	✓	✓					✓	✓		
Delray Medical Center, Inc.	Delray Beach	✓	✓	✓	✓		✓	✓					
Trustees of Mease Hospital, Inc.	Dunedin	✓	✓	✓	✓			✓					
South Florida Evaluation and Treatment Center (SFETC)	Florida City								✓				
Broward Health Medical Center	Fort Lauderdale	✓	✓	✓	✓				✓		✓		
Fort Lauderdale Hospital Management, LLC	Fort Lauderdale								✓				
Holy Cross Hospital, Inc.	Fort Lauderdale	✓	✓	✓	✓		✓				✓		
Lawnwood Regional Medical Center & Heart Institute	Fort Pierce	✓	✓	✓	✓	✓		✓			✓		
North Florida Regional Medical Center	Gainesville	✓	✓	✓	✓			✓			✓		
Palmetto General Hospital	Hialeah	✓	✓	✓	✓			✓			✓		
South Broward Hospital District	Hollywood	✓	✓	✓	✓	✓			✓		✓		
Homestead Hospital, Inc.	Homestead	✓	✓	✓	✓			✓			✓		
Regional Medical Center Bayonet Point	Hudson	✓	✓	✓	✓		✓	✓					

# The Joint Commission's Top Performer on Key Quality Measures® for 2014

The checkmark (✓) indicates the measure set(s) for which the hospital or critical access hospital is being recognized. The list reflects *Top Performer* hospitals accredited by The Joint Commission as of Sept. 1, 2015.

Hospitals by State	City	Heart Attack	Heart Failure	Pneumonia	Surgical Care	Children's Asthma	VTE	Stroke	Hosp-Based Inpt Psych	Immunization	Perinatal Care	Tobacco Treatment	Substance Use
Baptist Medical Center/Wolfson Children's Hospital	Jacksonville	✓	✓	✓	✓	✓					✓		
Memorial Healthcare, Inc.	Jacksonville	✓	✓	✓	✓			✓			✓		
Shands Jacksonville Medical Center, Inc.	Jacksonville	✓	✓	✓	✓						✓		
St. Vincent's Southside - St. Vincent's HealthCare, Inc.	Jacksonville	✓	✓	✓	✓		✓				✓		
Wekiva Springs Center, LLC	Jacksonville							✓					
Key West HMA, LLC	Key West	✓	✓	✓	✓					✓			
Osceola Regional Medical Center	Kissimmee	✓	✓	✓	✓			✓			✓		
Poinciana Medical Center, Inc.	Kissimmee		✓	✓			✓	✓					
Lake City Medical Center	Lake City	✓	✓	✓	✓					✓			
Largo Medical Center, Inc.	Largo	✓	✓	✓	✓			✓					
Lehigh Regional Medical Center	Lehigh Acres	✓	✓	✓	✓					✓			
Shands Live Oak Regional Medical Center	Live Oak			✓						✓			
Palms West Hospital	Loxahatchee	✓	✓	✓	✓	✓					✓		
Northwest Medical Center	Margate	✓	✓	✓	✓		✓				✓		
Jackson County Hospital District	Marianna		✓	✓	✓					✓	✓		
Viera Hospital, Inc.	Melbourne		✓	✓	✓		✓	✓					
Baptist Hospital of Miami	Miami	✓	✓	✓	✓		✓	✓		✓	✓		
Kendall Regional Medical Center	Miami	✓	✓	✓	✓			✓			✓		
Variety Children's Hospital	Miami					✓							
West Kendall Baptist Hospital	Miami	✓	✓	✓	✓			✓		✓		✓	
Santa Rosa Medical Center	Milton			✓	✓					✓			
Memorial Hospital Miramar	Miramar		✓	✓	✓		✓				✓		
Sacred Heart Hospital on the Emerald Coast	Miramar Beach	✓	✓	✓	✓						✓		
Physicians Regional Healthcare System	Naples	✓	✓	✓	✓					✓			
Morton Plant North Bay Hospital	New Port Richey	✓	✓	✓	✓			✓					
Twin Cities Hospital	Niceville				✓		✓			✓			
Ocala Regional Medical Center	Ocala	✓	✓	✓	✓		✓			✓			
Orlando Health Central	Ocoee	✓	✓	✓	✓		✓	✓					
Raulerson Hospital	Okeechobee	✓	✓	✓	✓		✓			✓			
Orange Park Medical Center	Orange Park	✓	✓	✓	✓						✓		
Palm Beach Gardens Community Hospital, Inc.	Palm Beach Gardens	✓	✓	✓			✓	✓					
Gulf Coast Regional Medical Center	Panama City	✓	✓	✓	✓			✓			✓		
Memorial Hospital Pembroke	Pembroke Pines	✓	✓	✓	✓		✓	✓					
Memorial Hospital West	Pembroke Pines	✓	✓	✓	✓		✓				✓		
South Florida State Hospital	Pembroke Pines							✓					
West Florida Regional Medical Center, Inc.	Pensacola	✓	✓	✓	✓			✓			✓		
South Florida Baptist Hospital, Inc.	Plant City	✓	✓	✓	✓			✓					
Plantation General Hospital	Plantation	✓	✓	✓	✓			✓			✓		
Westside Regional Medical Center	Plantation	✓	✓	✓	✓		✓	✓					
Broward Health North	Pompano Beach	✓	✓	✓	✓			✓		✓			
Fawcett Memorial Hospital	Port Charlotte	✓	✓	✓	✓			✓					
St. Lucie Medical Center	Port Saint Lucie	✓	✓	✓	✓						✓		

# The Joint Commission's Top Performer on Key Quality Measures® for 2014

The checkmark (✓) indicates the measure set(s) for which the hospital or critical access hospital is being recognized. The list reflects *Top Performer* hospitals accredited by The Joint Commission as of Sept. 1, 2015.

Hospitals by State	City	Heart Attack	Heart Failure	Pneumonia	Surgical Care	Children's Asthma	VTE	Stroke	Hosp-Based Inpt Psych	Immunization	Perinatal Care	Tobacco Treatment	Substance Use
Bayfront Health Punta Gorda	Punta Gorda			✓	✓					✓			
St. Cloud Regional Medical Center	Saint Cloud	✓	✓	✓	✓					✓			
All Children's Hospital, Inc.	Saint Petersburg					✓							
Northside Hospital	Saint Petersburg	✓	✓	✓	✓			✓		✓			
St. Anthony's Hospital	Saint Petersburg	✓	✓	✓	✓			✓					
Doctors Hospital of Sarasota	Sarasota	✓	✓	✓	✓			✓					
Sebastian River Medical Center	Sebastian	✓	✓		✓					✓			
Adventist Health System - Sunbelt, Inc.	Sebring	✓	✓	✓	✓			✓					
Sebring Hospital Management Associates, LLC	Sebring	✓		✓	✓					✓			
Starke HMA, LLC	Starke			✓	✓					✓			
South Bay Hospital	Sun City Center	✓	✓	✓	✓			✓		✓			
Capital Regional Medical Center	Tallahassee	✓	✓	✓	✓			✓			✓		
Florida Hospital North Pinellas	Tarpon Springs	✓	✓	✓	✓					✓			
North Brevard County Hospital District	Titusville	✓	✓	✓	✓								
Medical Center of Trinity	Trinity	✓	✓	✓	✓			✓					
Venice HMA, LLC	Venice	✓	✓	✓	✓		✓	✓		✓			
Good Samaritan Medical Center	West Palm Beach	✓	✓	✓	✓		✓	✓					
West Palm Hospital	West Palm Beach			✓	✓			✓					
Florida Hospital Zephyrhills	Zephyrhills	✓	✓	✓	✓		✓	✓		✓			
<b>Georgia</b>													
Bacon County Health Services, Inc.	Alma			✓	✓								
Emory Saint Joseph's Hospital of Atlanta, Inc.	Atlanta	✓	✓	✓	✓								
Emory University Hospital Midtown	Atlanta	✓	✓	✓	✓			✓			✓		
Augusta Hospital, LLC	Augusta			✓	✓					✓	✓		
Doctors Hospital of Augusta	Augusta	✓	✓	✓	✓			✓			✓		
Blue Ridge Georgia Hospital Company, LLC	Blue Ridge				✓					✓			
Higgins General Hospital	Bremen			✓									
Adventist Health System Georgia, Inc.	Calhoun	✓	✓	✓	✓					✓			
Northside Hospital - Cherokee	Canton	✓	✓	✓	✓			✓			✓		
Tanner Medical Center, Inc.	Carrrollton	✓	✓	✓	✓						✓		
Hughston Hospital	Columbus				✓		✓			✓			
Northside Hospital - Forsyth	Cumming	✓	✓	✓	✓			✓			✓		
DeKalb Medical Center, Inc.	Decatur	✓	✓	✓	✓			✓			✓		
Coffee Regional Medical Center	Douglas		✓	✓	✓					✓			
Coliseum Medical Center, LLC	Macon	✓	✓	✓	✓			✓			✓		
Coliseum Northside Hospital	Macon				✓		✓						
Hospital Authority of Candler County, GA	Metter			✓									
Oconee Regional Medical Center, Inc.	Milledgeville		✓	✓	✓					✓			
Clearview Regional Medical Center	Monroe			✓	✓					✓			
Southeastern Regional Medical Center, Inc.	Newnan				✓		✓						
Houston Hospitals, Inc.	Perry			✓	✓					✓			
Ridgeview Institute, Inc.	Smyrna							✓					

# The Joint Commission's Top Performer on Key Quality Measures® for 2014

The checkmark (✓) indicates the measure set(s) for which the hospital or critical access hospital is being recognized. The list reflects *Top Performer* hospitals accredited by The Joint Commission as of Sept. 1, 2015.

Hospitals by State	City	Heart Attack	Heart Failure	Pneumonia	Surgical Care	Children's Asthma	VTE	Stroke	Hosp-Based Inpt Psych	Immunization	Perinatal Care	Tobacco Treatment	Substance Use
Tift Regional Medical Center	Tifton	✓	✓	✓	✓								
Tanner Medical Center/Villa Rica	Villa Rica		✓	✓	✓				✓				
Winder HMA, LLC	Winder			✓	✓					✓			
<b>Hawaii</b>													
Sutter Health Pacific	Ewa Beach								✓				
Kaiser Foundation Hospital	Honolulu	✓	✓	✓	✓			✓			✓		
Castle Medical Center	Kailua	✓	✓	✓	✓						✓		
Wilcox Memorial Hospital	Lihue		✓	✓	✓			✓			✓		
<b>Idaho</b>													
St. Luke's Regional Medical Center	Boise	✓	✓	✓	✓	✓	✓	✓			✓		
West Valley Medical Center	Caldwell	✓		✓	✓			✓					
Pocatello Hospital, LLC	Pocatello	✓	✓	✓	✓						✓		
<b>Illinois</b>													
OSF Saint Anthony's Health Center	Alton	✓		✓	✓		✓	✓					
Anna Hospital Corporation	Anna									✓			
Choate Mental Health and Developmental Center	Anna								✓				
St. Elizabeth's Hospital of the Hospital Sisters of the 3rd Order of St. Francis	Belleville	✓	✓	✓	✓			✓			✓		
Vanguard Health Systems of Illinois, Inc.	Berwyn	✓	✓	✓	✓			✓			✓		
Blue Island Hospital Corporation	Blue Island	✓	✓	✓	✓					✓	✓		
St. Joseph's Hospital, Breese	Breese			✓	✓					✓	✓		
Memorial Hospital of Carbondale	Carbondale	✓	✓	✓	✓			✓			✓		
The Pavilion Foundation	Champaign								✓				
Aurora Chicago Lakeshore Hospital	Chicago								✓				
Northwestern Memorial Hospital	Chicago	✓	✓	✓	✓			✓			✓		
Presence Saints Mary and Elizabeth Medical Center	Chicago	✓	✓	✓	✓			✓					
Provident Hospital of Cook County	Chicago		✓	✓	✓								
Saint Anthony Hospital	Chicago		✓	✓	✓						✓		
UHS of Hartgrove, Inc.	Chicago								✓				
Kishwaukee Community Hospital	Dekalb	✓	✓	✓	✓					✓			
St. Anthony's Memorial Hospital	Effingham		✓	✓	✓		✓	✓					
Alexian Brothers Medical Center	Elk Grove Village	✓	✓	✓	✓			✓			✓		
Riveredge Hospital	Forest Park								✓				
Galesburg Cottage Hospital	Galesburg		✓	✓	✓					✓			
Gibson Community Hospital	Gibson City				✓								
Granite City Illinois Hospital Company, LLC	Granite City	✓	✓	✓	✓					✓			
Herrin Hospital	Herrin			✓	✓		✓	✓					
St. Joseph's Hospital	Highland			✓	✓								
Adventist Hinsdale Hospital	Hinsdale	✓	✓	✓	✓			✓					
St. Alexius Medical Center	Hoffman Estates	✓	✓	✓	✓			✓			✓		
Abraham Lincoln Memorial Hospital	Lincoln			✓	✓		✓			✓			
St. Francis Hospital of the Hospital Sisters of the 3rd Order of St. Francis	Litchfield			✓									
Heartland Regional Medical Center	Marion	✓		✓	✓					✓			

# The Joint Commission's Top Performer on Key Quality Measures® for 2014

The checkmark (✓) indicates the measure set(s) for which the hospital or critical access hospital is being recognized. The list reflects *Top Performer* hospitals accredited by The Joint Commission as of Sept. 1, 2015.

Hospitals by State	City	Heart Attack	Heart Failure	Pneumonia	Surgical Care	Children's Asthma	VTE	Stroke	Hosp-Based Inpt Psych	Immunization	Perinatal Care	Tobacco Treatment	Substance Use
Rush Oak Park Hospital, Inc.	Oak Park	✓	✓	✓	✓			✓					
Palos Community Hospital	Palos Heights	✓	✓	✓	✓				✓	✓			
Saint James Hospital	Pontiac				✓								
Blessing Hospital	Quincy	✓	✓	✓	✓			✓			✓		
Red Bud Regional Hospital, LLC	Red Bud									✓			
Valley West Community Hospital	Sandwich			✓	✓					✓			
Genesis Medical Center, Silvis	Silvis		✓	✓	✓		✓						
BHC Streamwood Hospital, Inc.	Streamwood							✓					
St. Mary's Hospital, Streator	Streator			✓	✓		✓						
Presence Hospitals PRV	Urbana	✓	✓	✓	✓			✓			✓		
Waukegan IL Hospital Company, LLC	Waukegan	✓	✓	✓	✓					✓			
<b>Indiana</b>													
St. Vincent Anderson Regional Hospital, Inc.	Anderson		✓	✓	✓			✓					
Margaret Mary Community Hospital, Inc.	Batesville			✓	✓								
Bloomington Meadows, GP	Bloomington							✓					
Bluffton Health Systems	Bluffton			✓	✓					✓			
St. Vincent Carmel Hospital, Inc.	Carmel				✓					✓	✓		
Whitley Memorial Hospital, Inc.	Columbia City			✓						✓			
St. Vincent Fishers Hospital, Inc.	Fishers				✓								
Dupont Hospital, LLC	Fort Wayne			✓	✓					✓	✓		
Orthopaedic Hospital at Parkview North, LLC	Fort Wayne				✓		✓			✓			
Parkview Hospital, Inc.	Fort Wayne	✓	✓	✓	✓			✓			✓		
St. Joseph Health Systems, LLC	Fort Wayne	✓	✓	✓	✓					✓			
The Orthopedic Hospital of Lutheran Health Network	Fort Wayne				✓					✓			
IU Health Goshen Hospital	Goshen	✓	✓	✓	✓			✓			✓		
Valle Vista Hospital, LLC	Greenwood								✓				
St. Mary Medical Center	Hobart	✓	✓	✓	✓		✓	✓					
Huntington Memorial Hospital	Huntington			✓	✓		✓			✓			
Health and Hospital Corporation	Indianapolis	✓	✓	✓	✓		✓				✓		
Indiana University Health Starke Hospital, LLC	Knox			✓						✓			
St. Joseph Hospital & Health Center, Inc.	Kokomo		✓	✓	✓		✓			✓			
Community Hospital LaGrange Co dba Parkview LaGrange Hospital	LaGrange			✓			✓						
Logansport State Hospital	Logansport							✓					
Madison State Hospital	Madison							✓					
Saint Joseph Regional Medical Center	Mishawaka	✓	✓	✓	✓		✓	✓			✓		
HHC Indiana, Inc.	Plymouth							✓					
Saint Joseph Regional Medical Center	Plymouth			✓	✓								
Jackson County Schneck Memorial Hospital	Seymour			✓	✓					✓			
Terre Haute Regional Hospital	Terre Haute	✓	✓	✓	✓			✓					
Porter Hospital Company, LLC	Valparaiso	✓	✓	✓	✓					✓	✓		
Parkview Wabash Hospital, Inc.	Wabash				✓		✓						
Kosciusko Community Hospital	Warsaw		✓	✓	✓					✓			

# The Joint Commission's Top Performer on Key Quality Measures® for 2014

The checkmark (✓) indicates the measure set(s) for which the hospital or critical access hospital is being recognized. The list reflects *Top Performer* hospitals accredited by The Joint Commission as of Sept. 1, 2015.

Hospitals by State	City	Heart Attack	Heart Failure	Pneumonia	Surgical Care	Children's Asthma	VTE	Stroke	Hosp-Based Inpt Psych	Immunization	Perinatal Care	Tobacco Treatment	Substance Use
<b>Iowa</b>													
Mary Greeley Medical Center	Ames	✓	✓	✓	✓						✓		
Trinity Medical Center	Bettendorf	✓		✓	✓						✓		
Mercy Medical Center	Cedar Rapids	✓	✓	✓	✓		✓	✓					
Human Services - Cherokee	Cherokee								✓				
Mercy Medical Center - Clinton	Clinton	✓		✓	✓		✓			✓			
Genesis Medical Center - Davenport	Davenport	✓	✓	✓	✓						✓		
Mercy Health Services - Iowa	Dubuque	✓	✓	✓	✓		✓	✓					
Fort Madison Community Hospital	Fort Madison			✓	✓		✓			✓			
Mercy Hospital Iowa City	Iowa City	✓	✓	✓	✓			✓			✓		
Unity HealthCare	Muscatine			✓	✓		✓						
Allen Memorial Hospital Corporation	Waterloo	✓	✓	✓	✓						✓		
Covenant Medical Center - Wheaton Franciscan Healthcare - Iowa	Waterloo	✓		✓	✓						✓		
<b>Kansas</b>													
Susan B. Allen Memorial Hospital	El Dorado			✓	✓		✓						
Mercy Hospital Fort Scott	Fort Scott				✓					✓			
St. Catherine Hospital	Garden City	✓		✓	✓		✓			✓			
Mercy Kansas Communities, Inc.	Independence				✓					✓			
Lawrence Memorial Hospital	Lawrence	✓	✓	✓	✓			✓					
Saint John Hospital	Leavenworth									✓			
Prairie View, Inc.	Newton								✓				
Menorah Medical Center	Overland Park	✓		✓	✓		✓	✓					
Overland Park Regional Medical Center	Overland Park	✓	✓	✓	✓			✓			✓		
Miami County Medical Center, Inc.	Paola				✓								
Via Christi Hospital Pittsburg, Inc.	Pittsburg	✓		✓	✓					✓			
Wesley Medical Center, LLC	Wichita	✓	✓	✓	✓	✓		✓			✓		
<b>Kentucky</b>													
Flaget Healthcare, Inc.	Bardstown			✓	✓					✓			
Saint Joseph Berea	Berea				✓								
UHS of Bowling Green, LLC	Bowling Green								✓				
Harrison Memorial Hospital	Cynthiana			✓	✓		✓			✓			
Saint Elizabeth Medical Center, Inc.	Edgewood	✓	✓	✓	✓			✓			✓		
St. Elizabeth Medical Center, Inc.	Florence	✓	✓	✓	✓			✓		✓			
St. Elizabeth Medical Center, Inc.	Fort Thomas	✓	✓	✓	✓			✓		✓			
Frankfort Regional Medical Center	Frankfort	✓	✓	✓	✓		✓			✓			
ABS LINC KY, LLC	Hopkinsville								✓				
Western State Hospital	Hopkinsville								✓				
Jackson Hospital Corporation	Jackson			✓	✓					✓			
University of Kentucky Hospital	Lexington	✓	✓	✓	✓	✓		✓			✓		
Hospital of Louisa, Inc.	Louisa			✓	✓					✓			
Central State Hospital	Louisville								✓				
KMI Acquisition, LLC	Louisville								✓				



# The Joint Commission's Top Performer on Key Quality Measures® for 2014

The checkmark (✓) indicates the measure set(s) for which the hospital or critical access hospital is being recognized. The list reflects *Top Performer* hospitals accredited by The Joint Commission as of Sept. 1, 2015.

Hospitals by State	City	Heart Attack	Heart Failure	Pneumonia	Surgical Care	Children's Asthma	VTE	Stroke	Hosp-Based Inpt Psych	Immunization	Perinatal Care	Tobacco Treatment	Substance Use
Baptist Health Madisonville, Inc.	Madisonville	✓	✓	✓	✓								
Memorial Hospital, Inc.	Manchester		✓	✓			✓			✓			
Saint Joseph Health System, Inc.	Martin			✓									
Meadowview Regional Medical Center	Maysville	✓	✓	✓	✓								
Owensboro Health, Inc.	Owensboro	✓	✓	✓	✓			✓			✓		
Paintsville Hospital Company, LLC	Paintsville			✓						✓			
Bourbon Community Hospital	Paris									✓			
Logan Memorial Hospital	Russellville			✓						✓			
Kentucky Hospitals, LLC	Winchester			✓	✓						✓		
<b>Louisiana</b>													
Abbeville General Hospital Service District #2	Abbeville				✓								
Compass Behavioral Center of Alexandria	Alexandria								✓				
Oceans Behavioral Hospital of Alexandria	Alexandria								✓				
Rapides Regional Medical Center	Alexandria	✓	✓	✓	✓					✓	✓		
Baton Rouge Behavioral Hospital	Baton Rouge								✓				
Woman's Hospital	Baton Rouge				✓						✓		
Oceans Behavioral Hospital of Lafayette, LLC	Broussard								✓				
Lakeview Regional Medical Center	Covington	✓	✓	✓	✓			✓			✓		
Oceans Behavioral Hospital of DeRidder, LLC	DeRidder								✓				
Our Lady of the Lake Ascension Community Hospital, Inc.	Gonzales		✓	✓	✓		✓						
Terrebonne General Medical Center	Houma	✓	✓	✓	✓		✓				✓		
Jennings American Legion Hospital	Jennings			✓	✓						✓		
Oceans Behavioral Hospital of Greater New Orleans	Kenner								✓				
Lafayette General Medical Center, Inc.	Lafayette	✓	✓	✓	✓			✓			✓		
The Regional Medical Center of Acadiana	Lafayette	✓	✓		✓		✓				✓		
Women & Children's Hospital, LLC	Lake Charles				✓					✓	✓		
Jefferson Parish Hospital Service District Number 1	Marrero	✓	✓	✓	✓		✓				✓		
East Jefferson General Hospital	Metairie	✓	✓	✓	✓			✓			✓		
Iberia General Hospital and Medical Center	New Iberia	✓	✓	✓	✓		✓	✓					
Progressive Acute Care Dauterive, LLC	New Iberia	✓			✓		✓						
Tulane University Hospital and Clinic	New Orleans	✓	✓	✓	✓			✓			✓		
Oceans Behavioral Hospital of Opelousas	Opelousas								✓				
Phoenix Behavioral Hospital of Eunice	Rayne								✓				
Ruston Louisiana Hospital Company, LLC	Ruston	✓	✓	✓	✓					✓			
Brentwood Acquisition-Shreveport, Inc.	Shreveport								✓				
Slidell Memorial Hospital	Slidell	✓	✓	✓	✓			✓		✓			
Hospital Service District #3 of Lafourche Parish, Louisiana	Thibodaux	✓	✓	✓	✓		✓	✓					
Lane Regional Medical Center	Zachary	✓	✓	✓	✓						✓		
<b>Maine</b>													
St. Joseph Hospital	Bangor	✓		✓	✓		✓	✓		✓			
Maine Coast Memorial Hospital	Ellsworth	✓		✓	✓		✓	✓					
Franklin Memorial Hospital	Farmington				✓		✓						



# The Joint Commission's Top Performer on Key Quality Measures® for 2014

The checkmark (✓) indicates the measure set(s) for which the hospital or critical access hospital is being recognized. The list reflects *Top Performer* hospitals accredited by The Joint Commission as of Sept. 1, 2015.

Hospitals by State	City	Heart Attack	Heart Failure	Pneumonia	Surgical Care	Children's Asthma	VTE	Stroke	Hosp-Based Inpt Psych	Immunization	Perinatal Care	Tobacco Treatment	Substance Use
Northern Maine Medical Center	Fort Kent				✓		✓						
St. Mary's Regional Medical Center	Lewiston	✓		✓	✓								
Sebastcook Valley Health	Pittsfield						✓						
Maine Medical Center	Portland	✓	✓	✓	✓						✓		
Mercy Hospital	Portland			✓	✓		✓			✓			
Penobscot Bay Medical Center	Rockport	✓		✓	✓		✓			✓			
Maine Behavioral Healthcare	Westbrook								✓				
<b>Maryland</b>													
Franklin Square Hospital Center	Baltimore	✓	✓	✓	✓	✓					✓		
Johns Hopkins Bayview Medical Center	Baltimore	✓	✓	✓	✓	✓							
The Johns Hopkins Hospital	Baltimore	✓	✓	✓	✓	✓					✓		
MedStar Southern Maryland Hospital Center, Inc.	Clinton	✓	✓	✓	✓			✓			✓		
Howard County General Hospital, Inc.	Columbia	✓	✓	✓	✓	✓					✓		
Western Maryland Health System Corp	Cumberland	✓	✓	✓	✓		✓	✓			✓		
The Union Hospital of Cecil County, Inc.	Elkton	✓		✓	✓					✓			
Fort Washington Medical Center	Fort Washington		✓	✓	✓		✓						
Harford Memorial Hospital	Havre De Grace			✓	✓					✓			
Civista Medical Center, Inc.	La Plata		✓	✓	✓		✓						
Doctors Community Hospital	Lanham	✓	✓	✓	✓		✓			✓			
St. Mary's Hospital of St. Mary's County, Inc.	Leonardtown	✓	✓	✓	✓						✓		
Garrett County Memorial Hospital	Oakland				✓					✓			
Montgomery General Hospital, Inc.	Olney	✓	✓	✓	✓		✓			✓			
Shady Grove Adventist Hospital	Rockville	✓	✓	✓	✓	✓					✓		
Washington Adventist Hospital	Takoma Park	✓	✓	✓	✓					✓	✓		
University of Maryland St. Joseph Medical Center, LLC	Towson	✓	✓	✓	✓		✓				✓		
<b>Massachusetts</b>													
Franciscan Hospital for Children, Inc.	Boston								✓				
New England Baptist Hospital	Boston				✓		✓						
Signature - Healthcare Brockton Hospital	Brockton	✓	✓	✓	✓		✓	✓					
Mount Auburn Hospital	Cambridge	✓	✓	✓	✓					✓	✓		
Fairview Hospital	Great Barrington				✓								
Berkshire Medical Center	Pittsfield	✓	✓	✓	✓		✓	✓					
Baystate Medical Center	Springfield	✓	✓	✓	✓	✓					✓		
Mercy Hospital, Inc.	Springfield	✓	✓	✓	✓			✓			✓		
VHS Acquisition Subsidiary Number 7, Inc.	Worcester	✓	✓	✓	✓			✓			✓		
<b>Michigan</b>													
MidMichigan Medical Center - Clare	Clare				✓		✓			✓			
Community Health Center of Branch County	Coldwater		✓	✓	✓					✓			
Huron Valley - Sinai Hospital	Commerce Township	✓	✓	✓	✓			✓			✓		
Children's Hospital of Michigan	Detroit					✓							
Sinai - Grace Hospital	Detroit	✓	✓	✓	✓			✓			✓		
OSF - St. Francis Hospital and Medical Group	Escanaba			✓	✓								

# The Joint Commission's Top Performer on Key Quality Measures® for 2014

The checkmark (✓) indicates the measure set(s) for which the hospital or critical access hospital is being recognized. The list reflects *Top Performer* hospitals accredited by The Joint Commission as of Sept. 1, 2015.

Hospitals by State	City	Heart Attack	Heart Failure	Pneumonia	Surgical Care	Children's Asthma	VTE	Stroke	Hosp-Based Inpt Psych	Immunization	Perinatal Care	Tobacco Treatment	Substance Use
Newaygo County General Hospital Association	Fremont			✓	✓			✓		✓			
MidMichigan Medical Center Gladwin	Gladwin			✓						✓			
Mercy Health Saint Mary's	Grand Rapids	✓	✓	✓	✓			✓			✓		
Munson Healthcare Grayling Hospital	Grayling		✓	✓	✓		✓	✓					
Spectrum Health United and Kelsey Hospitals	Greenville			✓	✓		✓	✓					
Beaumont Hospital - Grosse Pointe	Grosse Pointe	✓	✓	✓	✓			✓			✓		
Dickinson County Healthcare System	Iron Mountain			✓	✓		✓			✓			
Aspirus Keweenaw Hospital	Laurium			✓	✓								
Mercy Memorial Hospital Corporation	Monroe	✓	✓	✓	✓		✓	✓					
Spectrum Health Reed City Hospital	Reed City			✓									
William Beaumont Hospital	Royal Oak	✓	✓	✓	✓			✓			✓		
Lakeland Hospitals at Niles and St. Joseph, Inc.	Saint Joseph	✓	✓	✓	✓			✓					
South Haven Community Hospital, Authority	South Haven			✓	✓		✓			✓			
Tawas St. Joseph Hospital - St. Joseph Health System	Tawas City			✓	✓					✓			
William Beaumont Hospital	Troy	✓	✓	✓	✓			✓			✓		
Lakeland Hospital - Watervliet	Watervliet				✓					✓			
Zeeland Community Hospital	Zeeland			✓	✓		✓						
<b>Minnesota</b>													
Cambridge Medical Center	Cambridge			✓	✓			✓					
St. Mary's Regional Health Center	Detroit Lakes				✓					✓			
St. Luke's Hospital and Regional Trauma Center	Duluth									✓			
Mayo Clinic Health System in Fairmont	Fairmont				✓					✓			
Grand Itasca Clinic and Hospital	Grand Rapids				✓		✓			✓			
Hutchinson Health	Hutchinson			✓	✓		✓			✓			
Fairview Northland Health Services	Princeton			✓	✓		✓			✓			
Mayo Clinic Health System in Red Wing	Red Wing				✓		✓						
Park Nicollet Health Services	Saint Louis Park	✓	✓	✓	✓			✓			✓		
St. Francis Regional Medical Center	Shakopee			✓	✓			✓			✓		
Lakeview Memorial Hospital	Stillwater			✓	✓		✓						
Tri-County Hospital	Wadena			✓						✓			
<b>Mississippi</b>													
Biloxi HMA, LLC	Biloxi		✓	✓	✓					✓			
Brandon HMA, LLC	Brandon			✓	✓					✓			
PHC-Cleveland, Inc.	Cleveland			✓	✓						✓		
Baptist Memorial Hospital - Golden Triangle	Columbus	✓	✓	✓	✓			✓		✓			
Garden Park Medical Center	Gulfport		✓	✓	✓						✓		
Wesley Health System, LLC	Hattiesburg	✓	✓	✓	✓					✓	✓		
River Oaks Hospital, LLC	Jackson			✓	✓					✓	✓		
Baptist Memorial Hospital - Union County	New Albany		✓	✓	✓			✓			✓		
Methodist Healthcare - Olive Branch Hospital	Olive Branch			✓	✓			✓					
River Region Medical Center	Vicksburg	✓	✓	✓	✓					✓			

# The Joint Commission's Top Performer on Key Quality Measures® for 2014

The checkmark (✓) indicates the measure set(s) for which the hospital or critical access hospital is being recognized. The list reflects *Top Performer* hospitals accredited by The Joint Commission as of Sept. 1, 2015.

Hospitals by State	City	Heart Attack	Heart Failure	Pneumonia	Surgical Care	Children's Asthma	VTE	Stroke	Hosp-Based Inpt Psych	Immunization	Perinatal Care	Tobacco Treatment	Substance Use
<b>Missouri</b>													
Belton Regional Medical Center	Belton			✓	✓		✓						
Saint Lukes Hospital of Chillicothe	Chillicothe						✓			✓			
Centerpoint Medical Center of Independence, LLC	Independence	✓	✓	✓	✓					✓	✓		
Capital Region Medical Center	Jefferson City	✓	✓	✓	✓			✓					
Research Medical Center	Kansas City	✓	✓	✓	✓			✓			✓		
SSM Health St. Joseph Hospital - Lake Saint Louis	Lake Saint Louis	✓	✓	✓	✓			✓					
Mercy Hospital Lebanon	Lebanon			✓	✓					✓			
Lee's Summit Medical Center	Lees Summit	✓	✓	✓	✓		✓	✓					
Lafayette Regional Health Center	Lexington			✓			✓						
SSM Audrain Healthcare, Inc.	Mexico	✓	✓	✓	✓		✓						
Moberly Hospital Company, LLC	Moberly	✓		✓	✓					✓			
North Kansas City Hospital	North Kansas City	✓	✓	✓	✓						✓		
Lake Regional Health System	Osage Beach	✓	✓	✓	✓		✓	✓					
SSM St. Mary's Health Center	Richmond Heights	✓	✓	✓	✓	✓		✓			✓		
Heartland Regional Medical Center	Saint Joseph	✓	✓	✓	✓			✓			✓		
Northwest Missouri Psychiatric Rehabilitation Center	Saint Joseph								✓				
Barnes-Jewish West County Hospital	Saint Louis				✓		✓			✓			
Mercy Hospital St. Louis	Saint Louis	✓	✓	✓	✓	✓					✓		
St. Anthony's Medical Center	Saint Louis	✓	✓	✓	✓						✓		
Missouri Delta Medical Center	Sikeston		✓	✓	✓		✓			✓			
<b>Montana</b>													
St. Vincent Healthcare	Billings	✓	✓	✓	✓			✓			✓		
Bozeman Deaconess Health Services	Bozeman	✓		✓	✓		✓						
RCHP Billings - Missoula, LLC	Missoula	✓		✓	✓						✓		
<b>Nebraska</b>													
Beatrice Community Hospital and Health Center, Inc.	Beatrice				✓		✓						
Bellevue Medical Center	Bellevue	✓	✓	✓	✓			✓			✓		
Columbus Community Hospital, Inc.	Columbus				✓					✓			
CHI Health St. Francis	Grand Island	✓	✓	✓	✓					✓			
Lincoln Regional Center	Lincoln								✓				
Community Hospital	McCook			✓	✓								
CHI Health Creighton University Medical Center	Omaha	✓	✓	✓	✓			✓			✓		
Regional West Medical Center	Scottsbluff			✓	✓						✓		
<b>Nevada</b>													
Northeastern Nevada Regional Hospital	Elko			✓	✓						✓		
Banner Churchill Community Hospital	Fallon			✓	✓					✓			
Desert Springs Hospital	Las Vegas	✓	✓	✓	✓					✓			
SBH - Red Rock, LLC	Las Vegas								✓				
Southern Hills Medical Center, LLC	Las Vegas	✓	✓	✓	✓			✓			✓		
Spring Mountain Treatment Center	Las Vegas								✓				
Sunrise Hospital and Medical Center	Las Vegas	✓	✓	✓	✓			✓			✓		

# The Joint Commission's Top Performer on Key Quality Measures® for 2014

The checkmark (✓) indicates the measure set(s) for which the hospital or critical access hospital is being recognized. The list reflects *Top Performer* hospitals accredited by The Joint Commission as of Sept. 1, 2015.

Hospitals by State	City	Heart Attack	Heart Failure	Pneumonia	Surgical Care	Children's Asthma	VTE	Stroke	Hosp-Based Inpt Psych	Immunization	Perinatal Care	Tobacco Treatment	Substance Use
Sunrise Mountainview Hospital, Inc.	Las Vegas	✓	✓	✓	✓					✓	✓		
Valley Hospital Medical Center	Las Vegas	✓	✓	✓	✓					✓			
Mesa View Regional Hospital	Mesquite				✓					✓			
Prime HealthCare Services Reno, LLC	Reno	✓	✓	✓	✓						✓		
Renown Regional Medical Center	Reno	✓	✓	✓	✓	✓					✓		
Renown South Meadows Medical Center	Reno			✓	✓								
Sparks Family Hospital, Inc.	Sparks	✓		✓	✓			✓		✓			
<b>New Hampshire</b>													
Valley Regional Hospital	Claremont			✓									
Parkland Medical Center	Derry	✓	✓	✓	✓		✓	✓					
Hampstead Hospital	Hampstead								✓				
Portsmouth Regional Hospital	Portsmouth	✓	✓	✓	✓			✓					
<b>New Jersey</b>													
IJKG OPCO, LLC t/a Bayonne Medical Center	Bayonne	✓	✓	✓	✓		✓	✓					
Deborah Heart and Lung Center	Browns Mills	✓	✓		✓								
Our Lady of Lourdes Medical Center	Camden	✓	✓	✓	✓					✓	✓		
The Cooper Health System	Camden	✓	✓	✓	✓			✓					
Monmouth Medical Center	Long Branch	✓	✓	✓	✓		✓				✓		
Virtua - Memorial Hospital Burlington County, Inc.	Mount Holly	✓	✓	✓	✓			✓			✓		
Jersey Shore University Medical Center	Neptune	✓	✓	✓	✓			✓			✓		
Saint Peter's University Hospital	New Brunswick	✓	✓	✓	✓	✓					✓		
Prime Healthcare Services - St. Mary's Passaic, LLC	Passaic	✓	✓	✓	✓					✓			
Capital Health Medical Center - Hopewell	Pennington	✓	✓	✓	✓			✓			✓		
Chilton Medical Center	Pompton Plains	✓	✓	✓	✓		✓			✓			
Valley Health System	Ridgewood	✓	✓	✓	✓			✓			✓		
Ann Klein Forensic Center	Trenton								✓				
Kennedy University Hospital, Inc.	Voorhees	✓	✓	✓	✓	✓					✓		
Virtua - West Jersey Health System, Inc.	Voorhees	✓	✓	✓	✓			✓			✓		
Lourdes Medical Center of Burlington County	Willingboro	✓	✓	✓	✓		✓			✓			
Christian Health Care Center	Wyckoff								✓				
<b>New Mexico</b>													
Carlsbad Medical Center, LLC	Carlsbad		✓	✓	✓					✓			
Lea Regional Hospital, LLC	Hobbs		✓	✓	✓					✓	✓		
Las Cruces Medical Center, LLC	Las Cruces	✓	✓	✓	✓					✓	✓		
Alta Vista Regional Hospital	Las Vegas			✓	✓					✓			
Los Alamos Medical Center	Los Alamos				✓								
Roswell Hospital Corporation	Roswell	✓	✓	✓	✓					✓			
Lincoln County Medical Center	Ruidoso			✓									
Strategic Behavioral Health El Paso, LLC	Santa Teresa								✓				
<b>New York</b>													
Bronx - Lebanon Hospital Center	Bronx	✓	✓	✓	✓		✓				✓		
Mercy Hospital of Buffalo	Buffalo	✓	✓	✓	✓			✓			✓		

# The Joint Commission's Top Performer on Key Quality Measures® for 2014

The checkmark (✓) indicates the measure set(s) for which the hospital or critical access hospital is being recognized. The list reflects *Top Performer* hospitals accredited by The Joint Commission as of Sept. 1, 2015.

Hospitals by State	City	Heart Attack	Heart Failure	Pneumonia	Surgical Care	Children's Asthma	VTE	Stroke	Hosp-Based Inpt Psych	Immunization	Perinatal Care	Tobacco Treatment	Substance Use
Sisters of Charity Hospital	Buffalo	✓	✓	✓	✓		✓				✓		
Hudson Valley Hospital Center	Cortlandt Manor	✓	✓	✓	✓		✓	✓					
Nassau Health Care Corporation	East Meadow	✓	✓	✓	✓		✓				✓		
St. John's Episcopal Hospital - South Shore	Far Rockaway	✓	✓		✓		✓				✓		
New York Presbyterian/Queens	Flushing	✓	✓	✓	✓			✓			✓		
Community Memorial Hospital	Hamilton				✓		✓						
Mount St. Mary's Hospital	Lewiston	✓	✓		✓			✓					
Central New York Psychiatric Center	Marcy								✓				
Schuyler Hospital, Inc.	Montour Falls			✓									
Northern Westchester Hospital	Mount Kisco		✓	✓	✓						✓		
Mount Sinai Hospital	New York	✓	✓	✓	✓					✓	✓		
New York State Psychiatric Institute	New York								✓				
South Nassau Communities Hospital	Oceanside	✓	✓	✓	✓						✓		
John T. Mather Memorial Hospital	Port Jefferson	✓	✓	✓	✓			✓		✓			
Vassar Brothers Medical Center	Poughkeepsie	✓	✓	✓	✓					✓	✓		
Northern Dutchess Hospital	Rhinebeck			✓	✓		✓	✓					
Phelps Memorial Hospital Association	Sleepy Hollow	✓	✓	✓	✓				✓	✓			
St. Catherine of Siena Medical Center	Smithtown	✓	✓	✓	✓			✓			✓		
South Beach Psychiatric Center	Staten Island								✓				
Staten Island University Hospital	Staten Island	✓	✓	✓	✓			✓			✓		
Mohawk Valley Psychiatric Center	Utica								✓				
Samaritan Medical Center	Watertown			✓	✓					✓	✓		
Jones Memorial Hospital	Wellsville			✓	✓		✓			✓			
Pilgrim Psychiatric Center	West Brentwood								✓				
Good Samaritan Hospital Medical Center	West Islip	✓	✓	✓	✓			✓			✓		
Western New York Children's Psychiatric Center	West Seneca								✓				
White Plains Hospital Center	White Plains	✓	✓	✓	✓						✓		
<b>North Carolina</b>													
East Carolina Health	Ahoskie		✓	✓	✓								
Novant Health Brunswick Medical Center dba for Brunswick Community Hospital	Bolivia		✓	✓	✓		✓	✓		✓	✓		
Transylvania Community Hospital, Inc.	Brevard			✓	✓								
RJ Blackley ADATC	Butner								✓				
University of North Carolina Hospitals	Chapel Hill	✓	✓	✓	✓			✓			✓		
Carolinas HealthCare System University	Charlotte	✓	✓	✓	✓					✓	✓		
Carolinas Medical Center	Charlotte	✓	✓	✓	✓	✓					✓		
Mercy Hospital, Inc.	Charlotte	✓	✓	✓	✓					✓	✓		
St. Luke's Hospital, Inc.	Columbus			✓	✓								
Carolinas HealthCare System NorthEast	Concord	✓	✓	✓	✓	✓					✓		
Sentara Albemarle Regional Medical Center	Elizabeth City	✓	✓	✓	✓					✓			
Cape Fear Valley Health System	Fayetteville	✓	✓	✓	✓			✓			✓		
Moses H. Cone Memorial Hospital Operating Corporation	Greensboro	✓	✓	✓	✓						✓		
Sandhills Regional Medical Center	Hamlet									✓			

# The Joint Commission's Top Performer on Key Quality Measures® for 2014

The checkmark (✓) indicates the measure set(s) for which the hospital or critical access hospital is being recognized. The list reflects *Top Performer* hospitals accredited by The Joint Commission as of Sept. 1, 2015.

Hospitals by State	City	Heart Attack	Heart Failure	Pneumonia	Surgical Care	Children's Asthma	VTE	Stroke	Hosp-Based Inpt Psych	Immunization	Perinatal Care	Tobacco Treatment	Substance Use
Maria Parham Medical Center, Inc.	Henderson	✓	✓	✓	✓								
Catawba Valley Medical Center	Hickory	✓		✓	✓			✓			✓		
High Point Regional Health	High Point	✓	✓	✓	✓			✓			✓		
Duplin General Hospital, Inc.	Kenansville		✓	✓	✓			✓					
Carolinas HealthCare System Lincoln	Lincolnton		✓	✓	✓					✓	✓		
Novant Health Franklin Medical Center dba for Louisburg Novant, LLC	Louisburg						✓			✓			
Novant Health Matthews Medical Center dba for Presbyterian Medical Care	Matthews	✓	✓	✓	✓		✓	✓		✓	✓		
Carolinas HealthCare System Union	Monroe	✓	✓	✓	✓					✓	✓		
Lake Norman Regional Medical Center	Mooreville	✓		✓	✓					✓	✓		
Blue Ridge HealthCare Hospitals, Inc.	Morganton	✓	✓	✓	✓					✓	✓		
Northern Hospital of Surry County	Mount Airy			✓	✓		✓						
The Outer Banks Hospital	Nags Head				✓								
Wilkes Regional Medical Center	North Wilkesboro			✓	✓		✓			✓			
Duke University Health System dba Duke Raleigh Hospital	Raleigh	✓	✓	✓	✓			✓		✓			
DLP Person Memorial Hospital, LLC	Roxboro			✓	✓					✓			
Carolinas HealthCare System Cleveland	Shelby	✓	✓	✓	✓					✓	✓		
Johnston Health Services Corporation	Smithfield	✓	✓	✓	✓						✓		
J. Arthur Doshier Memorial Hospital	Southport				✓								
Alleghany Memorial Hospital	Sparta			✓									
Davis Regional Medical Center	Statesville			✓	✓					✓			
East Carolina Health - Heritage, Inc.	Tarboro		✓	✓	✓								
North Carolina Baptist Hospital	Winston Salem	✓	✓	✓	✓	✓							
Novant Health Medical Park Hospital dba for Medical Park Hospital	Winston Salem				✓		✓			✓			
<b>North Dakota</b>													
Saint Alexius Medical Center	Bismarck	✓	✓	✓	✓			✓			✓		
Innovis Health, LLC	Fargo	✓	✓	✓	✓		✓	✓			✓		
Jamestown Regional Medical Center	Jamestown			✓	✓								
<b>Ohio</b>													
Crystal Clinic Orthopaedic Center, LLC	Akron				✓		✓			✓			
Ashtabula County Medical Center	Ashtabula	✓		✓	✓			✓					
OhioHealth O'Bleness Hospital	Athens			✓	✓					✓			
Mercy Health Youngstown, LLC	Boardman	✓	✓	✓	✓								
Wood County Hospital	Bowling Green			✓	✓		✓			✓			
Community Hospitals and Wellness Centers	Bryan	✓			✓		✓			✓			
University Hospitals Geauga Medical Center	Chardon	✓	✓	✓	✓		✓				✓		
The Good Samaritan Hospital of Cincinnati Ohio	Cincinnati	✓	✓	✓	✓			✓			✓		
University of Cincinnati Medical Center, LLC	Cincinnati	✓	✓	✓	✓								
Berger Hospital	Circleville			✓	✓		✓			✓			
Fairview Hospital	Cleveland	✓	✓	✓	✓			✓			✓		
Lutheran Hospital	Cleveland			✓	✓								
Doctors Hospital	Columbus	✓	✓	✓	✓			✓			✓		
Ohio Hospital for Psychiatry	Columbus							✓					



# The Joint Commission's Top Performer on Key Quality Measures® for 2014

The checkmark (✓) indicates the measure set(s) for which the hospital or critical access hospital is being recognized. The list reflects *Top Performer* hospitals accredited by The Joint Commission as of Sept. 1, 2015.

Hospitals by State	City	Heart Attack	Heart Failure	Pneumonia	Surgical Care	Children's Asthma	VTE	Stroke	Hosp-Based Inpt Psych	Immunization	Perinatal Care	Tobacco Treatment	Substance Use
University Hospital Conneaut Medical Center	Conneaut				✓		✓			✓			
Good Samaritan Hospital	Dayton	✓	✓	✓	✓					✓			
Grady Memorial Hospital	Delaware			✓	✓						✓		
Ten Lakes Center, LLC	Dennison								✓				
Dublin Methodist Hospital	Dublin				✓			✓			✓		
Euclid Hospital	Euclid		✓	✓	✓			✓					
Mercy Health - Fairfield Hospital, LLC	Fairfield	✓	✓	✓	✓					✓	✓		
Blanchard Valley Health System	Findlay	✓	✓	✓	✓		✓				✓		
Memorial Hospital	Fremont			✓	✓		✓			✓			
University Hospitals Geneva Medical Center	Geneva			✓	✓		✓			✓			
Craig and Frances Lindner Center of HOPE	Mason								✓				
Southwest General Health Center	Middleburg Heights	✓	✓	✓	✓			✓			✓		
Atrium Medical Center	Middletown	✓	✓	✓	✓			✓		✓	✓		
Mount Carmel New Albany Surgical Hospital	New Albany				✓		✓			✓			
Bay Park Community Hospital	Oregon			✓	✓					✓			
H. B. Magruder Memorial Hospital	Port Clinton			✓	✓								
Portsmouth Hospital Corporation	Portsmouth				✓					✓			
Upper Valley Medical Center	Troy	✓	✓	✓	✓					✓	✓		
West Chester Hospital, LLC	West Chester	✓	✓	✓	✓								
HHC Ohio, Inc.	Willoughby								✓				
RCHP - Wilmington	Wilmington			✓	✓			✓					
Belmont Pines Hospital	Youngstown								✓				
Mercy Health Youngstown, LLC	Youngstown	✓	✓	✓	✓								
The Surgery Center at Southwoods, LLC	Youngstown				✓								
<b>Oklahoma</b>													
Rolling Hills Hospital, LLC	Ada								✓				
Blackwell HMA, LLC	Blackwell			✓						✓			
Clinton HMA, LLC	Clinton			✓						✓			
Duncan Regional Hospital, Inc.	Duncan		✓	✓	✓			✓			✓		
Marshall County HMA, LLC	Madill			✓						✓			
Midwest Regional Medical Center, LLC	Midwest City	✓	✓	✓	✓					✓			
Deaconess Health System, LLC	Oklahoma City	✓	✓	✓	✓					✓	✓		
Lakeside Women's Hospital of Oklahoma City, LLC	Oklahoma City										✓		
Kay County Oklahoma Hospital Company, LLC	Ponca City			✓	✓					✓			
INTEGRIS Mayes County Medical Center	Pryor			✓	✓					✓			
Seminole HMA, LLC	Seminole			✓						✓			
Laureate Psychiatric Clinic and Hospital	Tulsa								✓				
Shadow Mountain Behavioral Health	Tulsa								✓				
Woodward Regional Hospital	Woodward			✓	✓					✓			
<b>Oregon</b>													
Willamette Valley Medical Center	McMinnville	✓		✓	✓			✓			✓		
Saint Alphonsus Medical Center - Ontario	Ontario			✓	✓		✓						

# The Joint Commission's Top Performer on Key Quality Measures® for 2014

The checkmark (✓) indicates the measure set(s) for which the hospital or critical access hospital is being recognized. The list reflects *Top Performer* hospitals accredited by The Joint Commission as of Sept. 1, 2015.

Hospitals by State	City	Heart Attack	Heart Failure	Pneumonia	Surgical Care	Children's Asthma	VTE	Stroke	Hosp-Based Inpt Psych	Immunization	Perinatal Care	Tobacco Treatment	Substance Use
Portland Adventist Medical Center	Portland	✓	✓	✓	✓			✓					
Silverton Health	Silverton			✓	✓		✓						
McKenzie - Willamette Regional Medical Center Associates, LLC	Springfield	✓	✓	✓	✓					✓			
Northwest Medical Foundation of Tillamook	Tillamook			✓	✓								
<b>Pennsylvania</b>													
Sacred Heart Hospital	Allentown	✓	✓		✓			✓					
Berwick Hospital Center	Berwick			✓	✓					✓			
Prime Healthcare Services - Lower Bucks, LLC	Bristol	✓	✓	✓	✓					✓			
Carlisle HMA, LLC	Carlisle	✓		✓	✓					✓			
The Meadows Psychiatric Center	Centre Hall								✓				
Coatesville Hospital Corporation	Coatesville	✓	✓		✓					✓			
Mercy Fitzgerald Hospital	Darby	✓	✓	✓	✓		✓	✓					
Doylestown Hospital	Doylestown	✓	✓	✓	✓			✓			✓		
UHS of Doylestown, LLC	Doylestown								✓				
Penn Highlands Healthcare	Du Bois	✓	✓	✓	✓		✓	✓					
UPMC Hamot	Erie	✓	✓	✓	✓					✓	✓		
UPMC Bedford Memorial	Everett			✓	✓					✓	✓		
Gettysburg Hospital	Gettysburg		✓	✓	✓						✓		
Hanover Hospital, Inc.	Hanover	✓	✓	✓	✓			✓					
Pinnacle Health Hospitals	Harrisburg	✓	✓	✓	✓		✓				✓		
The Milton S. Hershey Medical Center	Hershey	✓	✓	✓	✓					✓	✓		
First Hospital	Kingston								✓				
Rose City HMA, dba Lancaster Regional Medical Center	Lancaster	✓		✓	✓					✓			
St. Mary Medical Center	Langhorne	✓	✓	✓	✓			✓			✓		
Heart of Lancaster Regional Medical Center	Lititz			✓	✓					✓			
Clinton Hospital Corporation	Lock Haven			✓						✓			
UPMC McKeesport	McKeesport	✓	✓	✓	✓			✓		✓			
Riddle Memorial Hospital	Media	✓	✓	✓	✓			✓					
UPMC East	Monroeville	✓	✓	✓	✓			✓		✓			
Mercy Suburban Hospital	Norristown		✓	✓	✓		✓	✓					
Main Line Hospital Paoli	Paoli	✓	✓	✓	✓			✓					
Corecare Behavioral Health Management, Inc.	Philadelphia								✓				
Friends Behavioral Health System, LP	Philadelphia								✓				
Hahnemann University Hospital	Philadelphia	✓	✓	✓	✓			✓			✓		
Nazareth Hospital	Philadelphia	✓	✓	✓	✓		✓	✓					
Presbyterian Medical Center of the UPHS	Philadelphia	✓	✓	✓	✓		✓	✓					
Prime Healthcare Services - Roxborough, LLC	Philadelphia	✓	✓	✓	✓					✓			
St. Christopher's Hospital for Children	Philadelphia					✓							
Temple University Hospital, Inc.	Philadelphia	✓	✓	✓	✓			✓			✓		
Thomas Jefferson University Hospital, Inc.	Philadelphia	✓	✓	✓	✓					✓	✓		
Magee-Womens Hospital of UPMC	Pittsburgh			✓	✓					✓	✓		
UPMC Mercy	Pittsburgh	✓	✓	✓	✓					✓	✓		



# The Joint Commission's Top Performer on Key Quality Measures® for 2014

The checkmark (✓) indicates the measure set(s) for which the hospital or critical access hospital is being recognized. The list reflects *Top Performer* hospitals accredited by The Joint Commission as of Sept. 1, 2015.

Hospitals by State	City	Heart Attack	Heart Failure	Pneumonia	Surgical Care	Children's Asthma	VTE	Stroke	Hosp-Based Inpt Psych	Immunization	Perinatal Care	Tobacco Treatment	Substance Use
Moses Taylor Hospital	Scranton			✓	✓					✓	✓		
Grand View Hospital	Sellersville	✓	✓	✓	✓		✓						
Sharon Pennsylvania Hospital Company	Sharon	✓	✓	✓	✓					✓			
Roxbury Treatment Center	Shippensburg								✓				
Sunbury Community Hospital Corporation	Sunbury			✓	✓					✓			
Tunkhannock Hospital Company, LLC	Tunkhannock			✓						✓			
Uniontown Hospital	Uniontown	✓	✓	✓	✓		✓	✓					
Waynesboro Hospital	Waynesboro			✓	✓		✓	✓					
Essent Healthcare - Waynesburg, LLC	Waynesburg			✓			✓			✓			
Jennersville Regional Hospital	West Grove			✓	✓					✓			
Reading Hospital	West Reading	✓	✓	✓	✓					✓	✓		
OSS Orthopaedic Hospital	York				✓		✓			✓			
<b>Puerto Rico</b>													
Hermanos Meléndez Hospital, Inc.	Bayamon	✓	✓	✓			✓						
Doctors' Center Hospital Manati	Manati	✓	✓	✓	✓	✓					✓		
<b>Rhode Island</b>													
Women & Infants Hospital of Rhode Island	Providence										✓		
Emma Pendleton Bradley Hospital	Riverside								✓				
<b>South Carolina</b>													
Patrick B. Harris Psychiatric Hospital	Anderson								✓				
KershawHealth	Camden	✓	✓	✓	✓		✓	✓		✓			
Bon Secours St. Francis Xavier Hospital, Inc.	Charleston			✓	✓					✓	✓		
Roper Hospital, Inc.	Charleston	✓	✓	✓	✓		✓			✓			
Trident Medical Center, LLC	Charleston	✓	✓	✓	✓						✓		
Chesterfield General Hospital	Cheraw			✓	✓					✓			
McLeod Medical Center - Dillon	Dillon			✓	✓		✓						
Baptist Easley Hospital	Easley	✓	✓	✓	✓			✓		✓			
Carolinas Hospital System	Florence	✓	✓	✓	✓					✓			
Gaffney HMA, LLC	Gaffney				✓		✓			✓	✓		
GHS Patewood Memorial Hospital	Greenville				✓		✓			✓			
Greenville Health System	Greenville	✓	✓	✓	✓						✓		
St. Francis Hospital, Inc.	Greenville	✓	✓	✓	✓			✓			✓		
UHS of Greenville, LLC	Greer								✓				
Lancaster Hospital Corporation	Lancaster	✓	✓	✓	✓					✓			
Roper St. Francis Mount Pleasant Hospital	Mount Pleasant				✓					✓	✓		
QHG of South Carolina, Inc.	Mullins	✓	✓		✓					✓			
Grand Strand Medical Center, LLC	Myrtle Beach	✓	✓	✓	✓								
Newberry County Memorial Hospital	Newberry			✓	✓		✓			✓			
GHS Hillcrest Memorial Hospital	Simpsonville			✓	✓					✓			
Mary Black Health System, LLC	Spartanburg			✓	✓					✓	✓		
Colleton Medical Center	Walterboro		✓	✓	✓			✓			✓		

# The Joint Commission's Top Performer on Key Quality Measures® for 2014

The checkmark (✓) indicates the measure set(s) for which the hospital or critical access hospital is being recognized. The list reflects *Top Performer* hospitals accredited by The Joint Commission as of Sept. 1, 2015.

Hospitals by State	City	Heart Attack	Heart Failure	Pneumonia	Surgical Care	Children's Asthma	VTE	Stroke	Hosp-Based Inpt Psych	Immunization	Perinatal Care	Tobacco Treatment	Substance Use
<b>South Dakota</b>													
Avera Queen of Peace	Mitchell			✓	✓		✓						
Sacred Heart Health Services	Yankton			✓	✓					✓			
<b>Tennessee</b>													
Western Mental Health Institute	Bolivar								✓				
Tristar Horizon Medical Center	Dickson	✓	✓	✓	✓		✓	✓					
Dyersburg Hospital Corporation	Dyersburg	✓		✓	✓					✓			
Sumner Regional Medical Center, LLC	Gallatin	✓	✓	✓	✓						✓		
Takoma Regional Hospital	Greeneville			✓	✓			✓		✓			
Roane Medical Center	Harriman			✓	✓		✓	✓					
Baptist Memorial Hospital Huntingdon	Huntingdon						✓			✓			
Jefferson County HMA, LLC	Jefferson City			✓	✓					✓			
The University of Tennessee Medical Center	Knoxville	✓	✓	✓	✓		✓				✓		
Campbell County HMA, LLC	La Follette			✓						✓			
Crockett Hospital, LLC	Lawrenceburg			✓	✓						✓		
University Medical Center	Lebanon	✓		✓	✓					✓	✓		
Fort Loudoun Medical Center	Lenoir City			✓	✓		✓	✓					
Lexington Hospital Corporation	Lexington									✓			
Martin Hospital Corporation	Martin				✓					✓			
Blount Memorial Hospital, Inc.	Maryville	✓	✓	✓	✓			✓					
McKenzie Tennessee Hospital Company, LLC	Mc Kenzie			✓	✓					✓			
River Park Hospital	McMinnville			✓	✓		✓						
Baptist Memorial Hospital - Memphis	Memphis	✓	✓	✓	✓						✓		
Methodist Healthcare Memphis Hospitals	Memphis	✓	✓	✓	✓	✓					✓		
Saint Francis Hospital - Memphis	Memphis	✓	✓	✓	✓			✓			✓		
UHS Lakeside Behavioral Health, LLC	Memphis								✓				
Milan General Hospital, Inc.	Milan				✓								
Morristown - Hamblen Hospital Association	Morristown	✓		✓	✓		✓	✓					
Baptist Women's Health Center, LLC	Nashville									✓			
Middle Tennessee Mental Health Institute	Nashville								✓				
Saint Thomas Midtown Hospital	Nashville	✓	✓	✓	✓						✓		
Southern Hills Medical Center	Nashville	✓	✓	✓	✓			✓		✓			
Tennova Newport Medical Center	Newport			✓						✓			
Methodist Medical Center	Oak Ridge	✓	✓	✓	✓			✓		✓			
Southern Tennessee Regional Health System Pulaski	Pulaski			✓									
Wellmont Hawkins County Memorial Hospital	Rogersville			✓						✓			
McNairy Regional Hospital	Selmer			✓						✓			
NorthCrest Medical Center	Springfield	✓		✓	✓		✓						
Baptist Memorial Hospital - Union City	Union City		✓	✓	✓					✓			
Wayne Medical Center	Waynesboro									✓			
Saint Thomas Stones River Hospital, LLC	Woodbury			✓			✓			✓			

# The Joint Commission's Top Performer on Key Quality Measures® for 2014

The checkmark (✓) indicates the measure set(s) for which the hospital or critical access hospital is being recognized. The list reflects *Top Performer* hospitals accredited by The Joint Commission as of Sept. 1, 2015.

Hospitals by State	City	Heart Attack	Heart Failure	Pneumonia	Surgical Care	Children's Asthma	VTE	Stroke	Hosp-Based Inpt Psych	Immunization	Perinatal Care	Tobacco Treatment	Substance Use
<b>Texas</b>													
Abilene Behavioral Health	Abilene								✓				
ARMC, LP	Abilene	✓	✓	✓	✓					✓	✓		
CHRISTUS Spohn Hospital Alice	Alice			✓	✓		✓						
Texas Health Presbyterian Hospital Allen	Allen			✓	✓		✓						
Big Bend Regional Medical Center	Alpine									✓			
Northwest Texas Healthcare System, Inc.	Amarillo	✓	✓	✓	✓						✓		
Arlington Orthopedic and Spine Hospital, LLC	Arlington				✓								
Medical Center Arlington	Arlington	✓	✓	✓	✓			✓			✓		
Millwood Hospital, LP	Arlington								✓				
SAS Healthcare, Inc.	Arlington								✓				
Texas Health Heart & Vascular Hospital Arlington	Arlington	✓	✓		✓		✓			✓			
Dell Children's Medical Center of Central Texas	Austin					✓							
Seton Northwest Hospital	Austin			✓	✓					✓	✓		
Seton Southwest Hospital	Austin									✓	✓		
St. David's Medical Center	Austin	✓	✓	✓	✓					✓	✓		
St. David's North Austin Medical Center	Austin	✓	✓	✓	✓					✓	✓		
Texas Health Harris Methodist Hospital Azle	Azle			✓	✓		✓						
Scott & White Hospital - Brenham	Brenham			✓	✓								
Valley Regional Medical Center	Brownsville	✓	✓	✓	✓			✓			✓		
St. Joseph Regional Health Center	Bryan	✓	✓	✓	✓					✓	✓		
Seton Highland Lakes Hospital	Burnet			✓	✓								
Cedar Park Health System, LP	Cedar Park	✓	✓	✓	✓					✓			
Aspire Hospital, LLC	Conroe								✓				
Conroe Regional Medical Center	Conroe	✓	✓	✓	✓			✓		✓			
Corpus Christi Medical Center (Bay Area Healthcare Group, LTD)	Corpus Christi	✓	✓	✓	✓			✓			✓		
Driscoll Children's Hospital	Corpus Christi					✓							
Navarro Hospital, LP	Corsicana		✓	✓	✓					✓			
Baylor Heart and Vascular Center, LLP	Dallas	✓	✓		✓		✓			✓			
Baylor University Medical Center (BUMC)	Dallas	✓	✓	✓	✓					✓	✓		
Medical City Dallas Hospital	Dallas	✓	✓	✓	✓	✓					✓		
Methodist Dallas Medical Center	Dallas	✓	✓	✓	✓			✓			✓		
MSH Partners, LLC, dba Baylor Medical Center at Uptown	Dallas				✓					✓			
UT Southwestern William P. Clements Jr. University Hospital	Dallas	✓	✓	✓	✓						✓		
Texoma Medical Center	Denison	✓	✓	✓	✓						✓		
Denton Regional Medical Center	Denton	✓	✓	✓	✓		✓	✓					
Hickory Trail Hospital, LP	Desoto								✓				
South Texas Health System	Edinburg	✓	✓	✓	✓			✓			✓		
El Paso County Hospital District	El Paso	✓	✓	✓	✓						✓		
Las Palmas Del Sol Healthcare	El Paso	✓	✓	✓	✓			✓			✓		
University Behavioral Health of El Paso, LLC	El Paso								✓				
Baylor Surgical Hospital at Fort Worth	Fort Worth				✓		✓						

# The Joint Commission's Top Performer on Key Quality Measures® for 2014

The checkmark (✓) indicates the measure set(s) for which the hospital or critical access hospital is being recognized. The list reflects *Top Performer* hospitals accredited by The Joint Commission as of Sept. 1, 2015.

Hospitals by State	City	Heart Attack	Heart Failure	Pneumonia	Surgical Care	Children's Asthma	VTE	Stroke	Hosp-Based Inpt Psych	Immunization	Perinatal Care	Tobacco Treatment	Substance Use
Hill Country Memorial Hospital	Fredericksburg			✓	✓		✓				✓		
Frisco Medical Center, LLP	Frisco				✓		✓			✓	✓		
Baylor Medical Center at Garland	Garland	✓	✓	✓	✓								
Lake Granbury Medical Center	Granbury	✓		✓	✓					✓			
Hunt Regional Medical Center	Greenville		✓	✓	✓					✓	✓		
Harlingen Medical Center, LP	Harlingen	✓	✓		✓					✓			
Hill Regional Hospital	Hillsboro				✓					✓			
Houston Northwest Medical Center	Houston	✓	✓	✓	✓			✓			✓		
Houston Orthopedic Surgical Hospital	Houston				✓								
Texas Cypress Creek Hospital	Houston								✓				
Texas Orthopedic Hospital, Ltd.	Houston				✓		✓			✓			
TOPS Surgical Specialty Hospital	Houston				✓		✓			✓			
University of Texas Health Science Center at Houston	Houston								✓				
Walker County Hospital Corporation	Huntsville	✓	✓	✓	✓			✓					
Baylor Scott & White Medical Center - Irving	Irving	✓	✓	✓	✓						✓		
Las Colinas Medical Center	Irving	✓		✓	✓		✓				✓		
Mother Frances Hospital - Jacksonville	Jacksonville			✓									
Jourdanton Hospital Corporation, Inc.	Jourdanton			✓	✓					✓			
Texas Health Presbyterian Hospital Kaufman	Kaufman			✓	✓		✓						
Metroplex Adventist Hospital, Inc.	Killeen	✓	✓	✓	✓		✓				✓		
Kingwood Medical Center	Kingwood	✓	✓	✓	✓			✓			✓		
Rollins Brook Community Hospital	Lampasas									✓			
Medical Center of Lewisville	Lewisville	✓	✓	✓	✓		✓				✓		
Audubon Behavioral Healthcare of Longview, LLC	Longview								✓				
Lubbock Heritage Hospital, LLC dba Grace Medical Center	Lubbock				✓		✓						
Methodist Children's Hospital	Lubbock					✓							
Woodland Heights Medical Center	Lufkin	✓	✓	✓	✓					✓			
Seton Edgar B. Davis Hospital	Luling			✓									
Methodist Mansfield Medical Center	Mansfield	✓	✓	✓	✓			✓			✓		
Harrison County Hospital Association, Inc.	Marshall		✓	✓	✓								
Rio Grande Regional Hospital	McAllen	✓	✓	✓	✓					✓	✓		
Medical Center of McKinney	McKinney	✓	✓	✓	✓			✓			✓		
Dallas Regional Medical Center	Mesquite	✓	✓	✓	✓					✓			
North Hills Hospital Subsidiary, LP	North Richland Hills	✓	✓	✓	✓		✓				✓		
Bayshore Medical Center	Pasadena	✓	✓	✓	✓			✓			✓		
Baylor Regional Medical Center at Plano	Plano		✓	✓	✓					✓			
Columbia Medical Center of Plano, subsidiary LP	Plano	✓	✓	✓	✓		✓				✓		
Texas Heart Hospital of the Southwest	Plano	✓	✓		✓		✓			✓			
Texas Health Presbyterian Hospital Rockwall	Rockwall		✓	✓	✓		✓	✓			✓		
St. David's Round Rock Medical Center	Round Rock	✓	✓	✓	✓					✓	✓		
River Crest Hospital	San Angelo								✓				
San Angelo Community Medical Center	San Angelo	✓			✓					✓			

# The Joint Commission's Top Performer on Key Quality Measures® for 2014

The checkmark (✓) indicates the measure set(s) for which the hospital or critical access hospital is being recognized. The list reflects *Top Performer* hospitals accredited by The Joint Commission as of Sept. 1, 2015.

Hospitals by State	City	Heart Attack	Heart Failure	Pneumonia	Surgical Care	Children's Asthma	VTE	Stroke	Hosp-Based Inpt Psych	Immunization	Perinatal Care	Tobacco Treatment	Substance Use
Methodist Ambulatory Surgery Hospital - Northwest	San Antonio				✓		✓			✓			
Methodist Hospital	San Antonio	✓	✓	✓	✓	✓					✓		
Methodist Stone Oak Hospital	San Antonio	✓	✓	✓	✓						✓		
Seton Smithville Regional Hospital	Smithville						✓			✓			
Memorial Hermann Sugar Land Hospital	Sugar Land	✓	✓	✓	✓			✓			✓		
Memorial Hermann Sugar Land Surgical Hospital	Sugar Land				✓					✓			
Texas Regional Medical Center, LLC	Sunnyvale	✓	✓	✓	✓						✓		
Trophy Club Medical Center	Trophy Club				✓								
Hillcrest Baptist Medical Center	Waco	✓	✓	✓	✓			✓			✓		
Baylor Scott and White Medical Center Waxahachie	Waxahachie		✓	✓	✓		✓			✓			
Weatherford Regional Medical Center	Weatherford	✓		✓	✓					✓			
Clear Lake Regional Medical Center	Webster	✓	✓	✓	✓			✓			✓		
<b>Utah</b>													
American Fork Hospital	American Fork			✓	✓					✓	✓		
Brigham City Community Hospital	Brigham City				✓						✓		
IHC Health Services, Inc.	Cedar City				✓						✓		
Logan Regional Hospital	Logan	✓		✓	✓		✓				✓		
Intermountain Medical Center	Murray	✓	✓	✓	✓						✓		
The Orthopedic Specialty Hospital	Murray				✓		✓			✓			
Orem Community Hospital	Orem									✓	✓		
Timpanogos Regional Hospital	Orem	✓		✓	✓			✓			✓		
Intermountain Park City Medical Center	Park City			✓	✓		✓			✓			
Mountain View Hospital	Payson	✓		✓	✓						✓		
Utah Valley Regional Medical Center	Provo	✓	✓	✓	✓					✓	✓		
LDS Hospital	Salt Lake City			✓	✓						✓		
Primary Children's Hospital	Salt Lake City					✓							
Alta View Hospital	Sandy			✓	✓						✓		
Mountain West Medical Center	Tooele			✓	✓					✓			
<b>Vermont</b>													
Southwestern Vermont Medical Center	Bennington		✓	✓	✓		✓						
The University of Vermont Medical Center	Burlington	✓	✓	✓	✓			✓					
Northwestern Medical Center, Inc.	Saint Albans			✓	✓		✓						
<b>Virginia</b>													
Inova Alexandria Hospital	Alexandria	✓	✓	✓	✓			✓			✓		
Virginia Hospital Center Arlington Health System	Arlington	✓	✓	✓	✓			✓			✓		
Montgomery Regional Hospital, Inc.	Blacksburg	✓		✓	✓		✓	✓					
Catawba Hospital	Catawba								✓				
Southern Virginia Mental Health Institute	Danville								✓				
Inova Fair Oaks Hospital	Fairfax	✓	✓	✓	✓			✓			✓		
Dominion Hospital	Falls Church								✓				
Franklin Hospital Corporation	Franklin			✓	✓					✓			
Spotsylvania Regional Medical Center	Fredericksburg	✓	✓	✓	✓						✓		

# The Joint Commission's Top Performer on Key Quality Measures® for 2014

The checkmark (✓) indicates the measure set(s) for which the hospital or critical access hospital is being recognized. The list reflects *Top Performer* hospitals accredited by The Joint Commission as of Sept. 1, 2015.

Hospitals by State	City	Heart Attack	Heart Failure	Pneumonia	Surgical Care	Children's Asthma	VTE	Stroke	Hosp-Based Inpt Psych	Immunization	Perinatal Care	Tobacco Treatment	Substance Use
Warren Memorial Hospital	Front Royal			✓	✓					✓			
Riverside Walter Reed Hospital	Gloucester	✓	✓	✓	✓		✓	✓					
Buchanan General Hospital	Grundy			✓									
Riverside Behavioral Health Center	Hampton								✓				
John Randolph Medical Center	Hopewell	✓	✓	✓	✓			✓					
Inova Loudoun Hospital	Leesburg	✓	✓	✓	✓			✓			✓		
LewisGale Hospital Alleghany	Low Moor			✓	✓								
Smyth County Community Hospital	Marion			✓	✓					✓			
Riverside Shore Memorial Hospital	Nassawadox		✓	✓	✓			✓					
Riverside Regional Medical Center	Newport News	✓	✓	✓	✓			✓			✓		
Kempsville Center for Behavioral Health	Norfolk								✓				
HHC Poplar Springs, Inc.	Petersburg								✓				
LewisGale Hospital Pulaski	Pulaski			✓	✓		✓	✓					
Reston Hospital Center, LLC	Reston	✓	✓	✓	✓			✓			✓		
Clinch Valley Medical Center	Richlands	✓		✓	✓						✓		
Bon Secours Richmond Community Hospital	Richmond						✓			✓			
CJW Medical Center	Richmond	✓	✓	✓	✓	✓					✓		
HCA Health Services of Virginia, Inc.	Richmond	✓	✓	✓	✓					✓	✓		
Virginia Commonwealth University Health System	Richmond	✓	✓	✓	✓	✓					✓		
Carilion Medical Center	Roanoke	✓	✓	✓	✓			✓			✓		
Lewis-Gale Medical Center, LLC	Salem	✓	✓	✓	✓			✓					
Riverside Tappahannock Hospital	Tappahannock		✓	✓	✓		✓						
Carilion Tazewell Community Hospital	Tazewell			✓						✓			
Riverside Doctors' Hospital Williamsburg	Williamsburg				✓		✓	✓					
Wythe County Community Hospital, LLC	Wytheville			✓	✓						✓		
<b>Washington</b>													
MultiCare Health System	Auburn	✓	✓	✓	✓						✓		
Overlake Hospital Medical Center	Bellevue	✓	✓	✓	✓					✓	✓		
Swedish Edmonds	Edmonds	✓	✓	✓	✓						✓		
Providence Regional Medical Center	Everett	✓	✓	✓	✓						✓		
Lourdes Health Network	Pasco				✓								
Navos	Seattle								✓				
University of Washington Medical Center	Seattle	✓	✓		✓					✓			
Deaconess Hospital	Spokane	✓	✓	✓	✓					✓	✓		
Spokane Valley Washington Hospital Company, LLC	Spokane Valley		✓	✓	✓					✓			
MultiCare Health System	Tacoma					✓				✓			
Yakima HMA, LLC	Toppenish			✓						✓			
Legacy Salmon Creek Hospital	Vancouver	✓	✓	✓	✓					✓	✓		
Providence St. Mary Medical Center	Walla Walla	✓		✓	✓		✓	✓					
<b>West Virginia</b>													
United Hospital Center	Bridgeport	✓	✓	✓	✓		✓			✓			
Saint Francis Hospital	Charleston	✓		✓	✓					✓			



# The Joint Commission's Top Performer on Key Quality Measures® for 2014

The checkmark (✓) indicates the measure set(s) for which the hospital or critical access hospital is being recognized. The list reflects *Top Performer* hospitals accredited by The Joint Commission as of Sept. 1, 2015.

Hospitals by State	City	Heart Attack	Heart Failure	Pneumonia	Surgical Care	Children's Asthma	VTE	Stroke	Hosp-Based Inpt Psych	Immunization	Perinatal Care	Tobacco Treatment	Substance Use
Alecto Healthcare Services Fairmont, LLC	Fairmont	✓	✓	✓	✓					✓			
River Park Hospital	Huntington								✓				
St. Mary's Medical Center	Huntington	✓	✓	✓	✓					✓			
Oak Hill Hospital Corporation	Oak Hill			✓	✓					✓			
Community Health Association	Ripley			✓	✓		✓						
Williamson Memorial Hospital	Williamson			✓	✓					✓			
<b>Wisconsin</b>													
St. Elizabeth Hospital	Appleton	✓	✓	✓	✓		✓	✓					
St. Clare Hospital	Baraboo			✓	✓		✓						
Black River Memorial Hospital, Inc.	Black River Falls			✓	✓					✓			
Aurora Health Care Southern Lakes, Inc.	Burlington	✓		✓	✓		✓			✓			
St. Joseph's Hospital of the Hospital Sisters of the 3rd Order of St. Francis	Chippewa Falls				✓		✓			✓			
Columbus Community Hospital, Inc.	Columbus			✓	✓								
Aurora Health Care Southern Lakes, Inc.	Elkhorn			✓	✓		✓			✓			
Fort HealthCare	Fort Atkinson			✓	✓		✓						
Midwest Orthopedic Specialty Hospital	Franklin				✓		✓			✓			
Aurora BayCare Medical Center	Green Bay	✓	✓	✓	✓		✓				✓		
Aurora Medical Center of Washington County	Hartford			✓	✓		✓			✓			
Hudson Hospital & Clinics	Hudson				✓						✓		
Mercy Health System Corporation	Janesville	✓	✓	✓	✓								
Meriter Hospital, Inc.	Madison	✓	✓	✓	✓						✓		
University of Wisconsin Hospitals and Clinics Authority	Madison	✓	✓		✓					✓			
Bay Area Medical Center, Inc.	Marinette	✓	✓	✓	✓								
Ministry Saint Joseph's Hospital	Marshfield	✓	✓	✓	✓		✓	✓		✓			
Mile Bluff Medical Center, Inc.	Mauston			✓	✓					✓			
Mayo Clinic Health System - Red Cedar, Inc.	Menomonie			✓	✓								
Good Samaritan Health Center of Merrill, Wisconsin, Inc.	Merrill			✓			✓			✓			
Children's Hospital of Wisconsin	Milwaukee					✓							
Oconomowoc Memorial Hospital, Inc.	Oconomowoc	✓		✓	✓			✓			✓		
Mercy Medical Center	Oshkosh	✓		✓	✓		✓	✓					
Reedsburg Area Medical Center	Reedsburg			✓	✓		✓						
Sacred Heart - St. Mary's Hospitals	Rhineland			✓	✓		✓	✓					
Lakeview Medical Center	Rice Lake			✓	✓		✓						
River Falls Area Hospital	River Falls				✓								
Aurora Health Care Central, Inc.	Sheboygan		✓	✓	✓		✓			✓			
Ministry Saint Michael's Hospital	Stevens Point			✓	✓		✓	✓					
Aurora Health Care Southern Lakes, Inc.	Summit	✓			✓		✓			✓			
Aurora Health Care North, Inc.	Two Rivers			✓	✓		✓			✓			
UW Health Partners, Watertown Regional Medical Center	Watertown				✓					✓			
Waupun Memorial Hospital	Waupun				✓								
Aurora West Allis Medical Center	West Allis	✓		✓	✓					✓	✓		

# The Joint Commission's Top Performer on Key Quality Measures® for 2014

The checkmark (✓) indicates the measure set(s) for which the hospital or critical access hospital is being recognized. The list reflects *Top Performer* hospitals accredited by The Joint Commission as of Sept. 1, 2015.

Hospitals by State	City	Heart Attack	Heart Failure	Pneumonia	Surgical Care	Children's Asthma	VTE	Stroke	Hosp-Based Inpt Psych	Immunization	Perinatal Care	Tobacco Treatment	Substance Use
Aspirus Riverview Hospital and Clinics	Wisconsin Rapids			✓	✓		✓			✓			
Howard Young Medical Center, Inc.	Woodruff			✓	✓		✓			✓			
<b>Wyoming</b>													
Evanston Regional Hospital	Evanston			✓	✓					✓			
<b>Department of Defense International Locations</b>													
<b>Spain</b>													
U.S. Naval Hospital Rota	Rota, Cadiz						✓			✓			



# The Joint Commission's Top Performer on Key Quality Measures® for 2014 – Hospitals Exceeding Measure Requirements

These hospitals submitted data for more core measure sets than were required in 2014 and achieved *Top Performer* status. The checkmark (✓) indicates the measure set(s) for which the hospital or critical access hospital is being recognized. The list reflects *Top Performer* hospitals accredited by The Joint Commission as of Sept. 1, 2015.

Hospitals by State	City	Heart Attack	Heart Failure	Pneumonia	Surgical Care	Children's Asthma	VTE	Stroke	Hosp-Based Inpt Psych	Immunization	Perinatal Care	Tobacco Treatment	Substance Use
<b>California</b>													
AHMC Monterey Park Hospital	Monterey Park	✓	✓	✓	✓		✓	✓		✓	✓		
Garfield Medical Center	Monterey Park	✓	✓	✓	✓		✓	✓		✓	✓		
Kaiser Foundation Hospital - Roseville	Roseville	✓	✓	✓	✓		✓	✓			✓		
Kaiser Foundation Hospital - South Sacramento	Sacramento	✓	✓	✓	✓		✓	✓			✓		
Kaiser Foundation Hospital - Santa Clara	Santa Clara	✓	✓	✓	✓		✓	✓			✓		
<b>Florida</b>													
Lawnwood Regional Medical Center & Heart Institute	Fort Pierce	✓	✓	✓	✓	✓		✓			✓		
South Broward Hospital District	Hollywood	✓	✓	✓	✓	✓			✓		✓		
Baptist Hospital of Miami	Miami	✓	✓	✓	✓		✓	✓		✓	✓		
West Kendall Baptist Hospital	Miami	✓	✓	✓	✓			✓		✓		✓	
Venice HMA, LLC	Venice	✓	✓	✓	✓		✓	✓		✓			
Florida Hospital Zephyrhills	Zephyrhills	✓	✓	✓	✓		✓	✓		✓			
<b>Idaho</b>													
St. Luke's Regional Medical Center	Boise	✓	✓	✓	✓	✓	✓	✓			✓		
<b>Indiana</b>													
Saint Joseph Regional Medical Center	Mishawaka	✓	✓	✓	✓		✓	✓			✓		
<b>Kansas</b>													
Wesley Medical Center, LLC	Wichita	✓	✓	✓	✓	✓		✓			✓		
<b>Kentucky</b>													
University of Kentucky Hospital	Lexington	✓	✓	✓	✓	✓		✓			✓		
<b>Maryland</b>													
Western Maryland Health System Corp	Cumberland	✓	✓	✓	✓		✓	✓			✓		
<b>Missouri</b>													
SSM Health St. Mary's Hospital - St. Louis	Richmond Heights	✓	✓	✓	✓	✓		✓			✓		
<b>North Carolina</b>													
Novant Health Brunswick Medical Center dba for Brunswick Community Hospital	Bolivia		✓	✓	✓		✓	✓		✓	✓		
Novant Health Matthews Medical Center dba for Presbyterian Medical Care	Matthews	✓	✓	✓	✓		✓	✓		✓	✓		
<b>North Dakota</b>													
Innovis Health, LLC	Fargo	✓	✓	✓	✓		✓	✓			✓		
<b>Ohio</b>													
Atrium Medical Center	Middletown	✓	✓	✓	✓			✓		✓	✓		
<b>South Carolina</b>													
KershawHealth	Camden	✓	✓	✓	✓		✓	✓		✓			
<b>Wisconsin</b>													
Ministry Saint Joseph's Hospital	Marshfield	✓	✓	✓	✓		✓	✓		✓			

# The Joint Commission's Top Performer on Key Quality Measures® – Hospitals Named Top Performers for all Five Years of the Program

Hospitals by State	City
<b>Alabama</b>	
Foley Hospital Corporation	Foley
Greenville Hospital Corporation	Greenville
Walker Baptist Medical Center	Jasper
Russellville Hospital, Inc.	Russellville
<b>Arkansas</b>	
Helena Regional Medical Center	Helena
Arkansas Heart Hospital	Little Rock
<b>California</b>	
Encino Hospital Medical Center	Encino
Garden Grove Hospital and Medical Center	Garden Grove
Kaiser Foundation Hospital - South Bay	Harbor City
The Huntington Beach Hospital	Huntington Beach
La Palma Intercommunity Hospital	La Palma
Memorial Hospital Los Banos	Los Banos
Prime Healthcare Paradise Valley, LLC	National City
Prime Healthcare Services-Shasta, LLC	Redding
Sutter Maternity & Surgery Center of Santa Cruz	Santa Cruz
Kaiser Foundation Hospital - South San Francisco	South San Francisco
<b>Colorado</b>	
Rose Medical Center	Denver
North Suburban Medical Center	Thornton
<b>Florida</b>	
JFK Medical Center, Limited Partnership	Atlantis
Doctors Hospital, Inc.	Coral Gables
Delray Medical Center, Inc.	Delray Beach
North Florida Regional Medical Center	Gainesville
Memorial Healthcare, Inc.	Jacksonville
Lake City Medical Center	Lake City
Largo Medical Center, Inc.	Largo
Kendall Regional Medical Center	Miami
Santa Rosa Medical Center	Milton
Twin Cities Hospital	Niceville
Raulerson Hospital	Okeechobee
Orange Park Medical Center	Orange Park
Gulf Coast Regional Medical Center	Panama City
Memorial Hospital Pembroke	Pembroke Pines
Memorial Hospital West	Pembroke Pines
West Florida Regional Medical Center, Inc.	Pensacola
Westside Regional Medical Center	Plantation
Fawcett Memorial Hospital	Port Charlotte
St. Lucie Medical Center	Port Saint Lucie
Doctors Hospital of Sarasota	Sarasota

# The Joint Commission's Top Performer on Key Quality Measures® – Hospitals Named Top Performers for all Five Years of the Program

Hospitals by State	City
Sebastian River Medical Center	Sebastian
South Bay Hospital	Sun City Center
Medical Center of Trinity	Trinity
Venice HMA, LLC	Venice
West Palm Hospital	West Palm Beach
<b>Georgia</b>	
Doctors Hospital of Augusta	Augusta
Higgins General Hospital	Bremen
Tanner Medical Center - Villa Rica	Villa Rica
Winder HMA, LLC	Winder
<b>Illinois</b>	
Granite City Illinois Hospital Company, LLC	Granite City
<b>Indiana</b>	
Bluffton Health Systems	Bluffton
Dupont Hospital, LLC	Fort Wayne
The Orthopedic Hospital of Lutheran Health Network	Fort Wayne
Terre Haute Regional Hospital	Terre Haute
<b>Kentucky</b>	
Frankfort Regional Medical Center	Frankfort
Hospital of Fulton, Inc.	Fulton
Hospital of Louisa, Inc.	Louisa
Logan Memorial Hospital	Russellville
<b>Louisiana</b>	
Rapides Regional Medical Center	Alexandria
Lakeview Regional Medical Center	Covington
Progressive Acute Care Dauterive, LLC	New Iberia
<b>Massachusetts</b>	
Fairview Hospital	Great Barrington
<b>Michigan</b>	
Beaumont Hospital, Grosse Pointe	Grosse Pointe
<b>Minnesota</b>	
Cambridge Medical Center	Cambridge
Fairview Northland Health Services	Princeton
<b>Missouri</b>	
Belton Regional Medical Center	Belton
Lee's Summit Medical Center	Lees Summit
Lafayette Regional Health Center	Lexington
<b>Mississippi</b>	
Biloxi HMA, LLC	Biloxi
PHC-Cleveland, Inc.	Cleveland
Garden Park Medical Center	Gulfport
Wesley Health System, LLC	Hattiesburg
River Oaks Hospital, LLC	Jackson

# The Joint Commission's Top Performer on Key Quality Measures® – Hospitals Named Top Performers for all Five Years of the Program

Hospitals by State	City
<b>North Carolina</b>	
Transylvania Community Hospital, Inc.	Brevard
Mercy Hospital, Inc.	Charlotte
Lake Norman Regional Medical Center	Mooresville
Davis Regional Medical Center	Statesville
Novant Health Medical Park Hospital dba for Medical Park Hospital	Winston Salem
<b>Nebraska</b>	
Columbus Community Hospital, Inc.	Columbus
<b>New Hampshire</b>	
Portsmouth Regional Hospital	Portsmouth
<b>New Mexico</b>	
Carlsbad Medical Center, LLC	Carlsbad
<b>Nevada</b>	
Southern Hills Medical Center, LLC	Las Vegas
<b>Ohio</b>	
Doctors Hospital	Columbus
University Hospitals Geneva Medical Center	Geneva
<b>Oklahoma</b>	
Blackwell HMA, LLC	Blackwell
<b>Oregon</b>	
Willamette Valley Medical Center	McMinnville
McKenzie-Willamette Regional Medical Center Associates, LLC	Springfield
<b>Pennsylvania</b>	
Heart of Lancaster Regional Medical Center	Lititz
UPMC McKeesport	McKeesport
Riddle Memorial Hospital	Media
<b>South Carolina</b>	
Chesterfield-Marlboro, LP	Bennettsville
Trident Medical Center, LLC	Charleston
Lancaster Hospital Corporation	Lancaster
Grand Strand Medical Center, LLC	Myrtle Beach
Colleton Medical Center	Walterboro
<b>Tennessee</b>	
Dyersburg Hospital Corporation	Dyersburg
Lexington Hospital Corporation	Lexington
McKenzie Tennessee Hospital Company, LLC	Mc Kenzie
NorthCrest Medical Center	Springfield
Baptist Memorial Hospital - Union City	Union City
<b>Texas</b>	
Dell Children's Medical Center of Central Texas	Austin
St. David's North Austin Medical Center	Austin
Baylor Heart and Vascular Center, LLP	Dallas
Las Palmas Del Sol Healthcare	El Paso

# The Joint Commission's *Top Performer on Key Quality Measures*<sup>®</sup> – Hospitals Named *Top Performers* for all Five Years of the Program

Hospitals by State	City
Texas Orthopedic Hospital, Ltd.	Houston
Las Colinas Medical Center	Irving
Jourdanton Hospital Corporation, Inc.	Jourdanton
Baylor Regional Medical Center at Plano	Plano
Texas Heart Hospital of the Southwest	Plano
St. David's Round Rock Medical Center	Round Rock
Weatherford Regional Medical Center	Weatherford
<b>Utah</b>	
Mountain View Hospital	Payson
<b>Virginia</b>	
John Randolph Medical Center	Hopewell
LewisGale Hospital Alleghany	Low Moor
Riverside Regional Medical Center	Newport News
<b>Vermont</b>	
Northwestern Medical Center, Inc.	Saint Albans
<b>Wisconsin</b>	
Aurora Health Care Southern Lakes, Inc.	Burlington
Aurora Health Care Central, Inc.	Sheboygan
<b>West Virginia</b>	
Alecto Healthcare Services Fairmont, LLC	Fairmont